

2012 JUN 26 AM 9:01

BUREAU OF PUBLIC WATER SUPPLY

CALENDAR YEAR 2011 CONSUMER CONFIDENCE REPORT
CERTIFICATION FORMEAST LOWNDES WATER ASSOCIATION, INC.
Public Water Supply Name440005, 440080, 440081, 440103, 440100
List PWS ID #s for all Water Systems Covered by this CCR

The Federal Safe Drinking Water Act requires each *community* public water system to develop and distribute a consumer confidence report (CCR) to its customers each year. Depending on the population served by the public water system, this CCR must be mailed to the customers, published in a newspaper of local circulation, or provided to the customers upon request.

Please Answer the Following Questions Regarding the Consumer Confidence Report

Customers were informed of availability of CCR by: *(Attach copy of publication, water bill or other)*

- Advertisement in local paper
 On water bills
 Other _____

Date customers were informed: 6 / 25 / 2012

CCR was distributed by mail or other direct delivery. Specify other direct delivery methods:

Date Mailed/Distributed: / /

CCR was published in local newspaper. *(Attach copy of published CCR or proof of publication)*

Name of Newspaper: COMMERCIAL DISPATCH

Date Published: 6 / 25 / 2012

CCR was posted in public places. *(Attach list of locations)* BUSINESS OFFICE

Date Posted: 6 / 25 / 2012 1325 RIDGE ROAD
COLUMBUS, MS 39705

CCR was posted on a publicly accessible internet site at the address: www. _____

CERTIFICATION

I hereby certify that a consumer confidence report (CCR) has been distributed to the customers of this public water system in the form and manner identified above. I further certify that the information included in this CCR is true and correct and is consistent with the water quality monitoring data provided to the public water system officials by the Mississippi State Department of Health, Bureau of Public Water Supply.

GARRY MITCHELL, GEN. MGR.
Name/Title (President, Mayor, Owner, etc.)

JUNE 25, 2012
Date

Mail Completed Form to: Bureau of Public Water Supply/P.O. Box 1700/Jackson, MS 39215
Phone: 601-576-7518

Inorganic Contaminants								
10. Barium	N	2009*	.008	No Range	ppm	2	2	Discharge of drilling wastes; discharge from metal refineries; erosion of natural deposits
13. Chromium	N	2009*	.8	No Range	ppb	100	100	Discharge from steel and pulp mills; erosion of natural deposits
16. Fluoride	N	2011	1.01	.21 – 1.01	ppm	4	4	Erosion of natural deposits; water additive which promotes strong teeth; discharge from fertilizer and aluminum factories
17. Lead	N	2009/11	2	0	ppb	0	AL=15	Corrosion of household plumbing systems, erosion of natural deposits
Disinfection By-Products								
Chlorine	N	2011	1.2	1.13 – 1.3	ppm	0	MRDL = 4	Water additive used to control microbes

PWS ID # 0440080 Plant Two - Huckleberry Lane - TEST RESULTS								
Contaminant	Violation Y/N	Date Collected	Level Detected	Range of Detects or # of Samples Exceeding MCL/ACL/MRDL	Unit Measure -ment	MCLG	MCL	Likely Source of Contamination
Inorganic Contaminants								
10. Barium	N	2009*	.03	No Range	ppm	2	2	Discharge of drilling wastes; discharge from metal refineries; erosion of natural deposits
13. Chromium	N	2009*	.5	No Range	ppb	100	100	Discharge from steel and pulp mills; erosion of natural deposits
16. Fluoride	N	2011	.99	.82 - .99	ppm	4	4	Erosion of natural deposits; water additive which promotes strong teeth; discharge from fertilizer and aluminum factories
Disinfection By-Products								
Chlorine	N	2011	1.3	1.06 - 1.46	ppm	0	MRDL = 4	Water additive used to control microbes

PWS ID # 0440081 Plant Three A – Old Yorkville Road - TEST RESULTS								
Contaminant	Violation Y/N	Date Collected	Level Detected	Range of Detects or # of Samples Exceeding MCL/ACL/MRDL	Unit Measure -ment	MCLG	MCL	Likely Source of Contamination
Inorganic Contaminants								
10. Barium	N	2009*	.08	No Range	ppm	2	2	Discharge of drilling wastes; discharge from metal refineries; erosion of natural deposits
13. Chromium	N	2009*	.6	No Range	ppb	100	100	Discharge from steel and pulp mills; erosion of natural deposits
16. Fluoride	N	2011	.99	.53 - .99	ppm	4	4	Erosion of natural deposits; water additive which promotes strong teeth; discharge from fertilizer and aluminum factories
17. Lead	N	2008/10	1	0	ppb	0	AL=15	Corrosion of household plumbing systems, erosion of natural deposits

Disinfection By-Products								
81. HAA5	N	2011	1	No Range	ppb	0	60	By-Product of drinking water disinfection.
Chlorine	N	2011	1.2	1.15 – 1.30	ppm	0	MRDL = 4	Water additive used to control microbes

PWS ID # 0440103 – Plant Three B West Old Yorkville Road - TEST RESULTS								
Contaminant	Violation Y/N	Date Collected	Level Detected	Range of Detects or # of Samples Exceeding MCL/ACL/MRDL	Unit Measure -ment	MCLG	MCL	Likely Source of Contamination
Inorganic Contaminants								
10. Barium	N	2009*	.08	No Range	ppm	2	2	Discharge of drilling wastes; discharge from metal refineries; erosion of natural deposits
13. Chromium	N	2009*	.6	No Range	ppb	100	100	Discharge from steel and pulp mills; erosion of natural deposits
16. Fluoride	N	2011	1.01	.76 – 1.01	ppm	4	4	Erosion of natural deposits; water additive which promotes strong teeth; discharge from fertilizer and aluminum factories
Disinfection By-Products								
Chlorine	N	2011	1.2	1.19 – 1.29	ppm	0	MRDL = 4	Water additive used to control microbes

PWS ID # 0440100 – Herman Vaughn Road - TEST RESULTS								
Contaminant	Violation Y/N	Date Collected	Level Detected	Range of Detects or # of Samples Exceeding MCL/ACL/MRDL	Unit Measure -ment	MCLG	MCL	Likely Source of Contamination
Inorganic Contaminants								
10. Barium	N	2009*	.08	No Range	ppm	2	2	Discharge of drilling wastes; discharge from metal refineries; erosion of natural deposits
13. Chromium	N	2009*	1.1	No Range	ppb	100	100	Discharge from steel and pulp mills; erosion of natural deposits
16. Fluoride	N	2011	1.14	.66 – 1.14	ppm	4	4	Erosion of natural deposits; water additive which promotes strong teeth; discharge from fertilizer and aluminum factories
Disinfection By-Products								
82. TTHM [Total trihalomethanes]	N	2009*	1.06	No Range	ppb	0	80	By-product of drinking water chlorination.
Chlorine	N	2011	1.3	1 – 1.42	ppm	0	MRDL = 4	Water additive used to control microbes

* Most recent sample. No sample required for 2011.

** Fluoride level is routinely adjusted to the MS State Dept of Health's recommended level of 0.7 - 1.3 mg/l.

As you can see by the table, our system had no violations. We're proud that your drinking water meets or exceeds all Federal and State requirements. We have learned through our monitoring and testing that some constituents have been detected however the EPA has determined that your water IS SAFE at these levels.

We are required to monitor your drinking water for specific constituents on a monthly basis. Results of regular monitoring are an indicator of whether or not our drinking water meets health standards. In an effort to ensure systems complete all monitoring requirements, MSDH now notifies systems of any missing samples prior to the end of the compliance period.

If present, elevated levels of lead can cause serious health problems, especially for pregnant women and young children. Lead in drinking water is primarily from materials and components associated with service lines and home plumbing. Our water system is responsible for providing high quality drinking water, but cannot control the variety of materials used in plumbing components. When your water has been sitting for several hours, you can minimize the potential for lead exposure by flushing your tap for 30 seconds to 2 minutes before using water for drinking or cooking. If you are concerned about lead in your water, you may wish to have your water tested. Information on lead in drinking water, testing methods, and steps you can take to minimize exposure is available from the Safe Drinking Water Hotline or at <http://www.epa.gov/safewater/lead>. The Mississippi State Department of Health Public Health Laboratory offers lead testing. Please contact 601.576.7582 if you wish to have your water tested.

To comply with the "Regulation Governing Fluoridation of Community Water Supplies", our system is required to report certain results pertaining to fluoridation of our water system.

East Lowndes #1 – Lee Stokes Road

The number of months in the previous calendar year that average fluoride sample results were within the optimal range of 0.7-1.3 ppm was 10. The percentage of fluoride samples collected in the previous calendar year that was within the optimal range of 0.7-1.3 ppm was 75%.

East Lowndes #2 – Huckleberry Lane

The number of months in the previous calendar year that average fluoride sample results were within the optimal range of 0.7-1.3 ppm was 6. The percentage of fluoride samples collected in the previous calendar year that was within the optimal range of 0.7-1.3 ppm was 100%.

East Lowndes #3A – East Old Yorkville Road

The number of months in the previous calendar year that average fluoride sample results were within the optimal range of 0.7-1.3 ppm was 9. The percentage of fluoride samples collected in the previous calendar year that was within the optimal range of 0.7-1.3 ppm was 75%.

East Lowndes #3B – West Old Yorkville Road

The number of months in the previous calendar year that average fluoride sample results were within the optimal range of 0.7-1.3 ppm was 11. The percentage of fluoride samples collected in the previous calendar year that was within the optimal range of 0.7-1.3 ppm was 100%.

East Lowndes #4 – Herman Vaughn Road

The number of months in the previous calendar year that average fluoride sample results were within the optimal range of 0.7-1.3 ppm was 6. The percentage of fluoride samples collected in the previous calendar year that was within the optimal range of 0.7-1.3 ppm was 100%.

All sources of drinking water are subject to potential contamination by substances that are naturally occurring or man made. These substances can be microbes, inorganic or organic chemicals and radioactive substances. All drinking water, including bottled water, may reasonably be expected to contain at least small amounts of some contaminants. The presence of contaminants does not necessarily indicate that the water poses a health risk. More information about contaminants and potential health effects can be obtained by calling the Environmental Protection Agency's Safe Drinking Water Hotline at 1-800-426-4791.

Some people may be more vulnerable to contaminants in drinking water than the general population. Immuno-compromised persons such as persons with cancer undergoing chemotherapy, persons who have undergone organ transplants, people with HIV/AIDS or other immune system disorders, some elderly, and infants can be particularly at risk from infections. These people should seek advice about drinking water from their health care providers. EPA/CDC guidelines on appropriate means to lessen the risk of infection by *Cryptosporidium* and other microbial contaminants are available from the Safe Drinking Water Hotline 1.800.426.4791.

*******A MESSAGE FROM MSDH CONCERNING RADIOLOGICAL SAMPLING*******

In accordance with the Radionuclides Rule, all community public water supplies were required to sample quarterly for radionuclides beginning January 2007 – December 2007. Your public water supply completed sampling by the scheduled deadline; however, during an audit of the Mississippi State Department of Health Radiological health laboratory, the Environmental Protection Agency (EPA) suspended analyses and reporting of radiological compliance samples and results until further notice. Although this was not the result of inaction by the public water supply, MSDH was required to issue a violation. This is to notify you that as of this date, your water system has not completed the monitoring requirements. The Bureau of Public Water Supply has taken action to ensure that your water system be returned to compliance by March 31, 2013. If you have any questions, please contact Melissa Parker, Deputy Director, Bureau of Public Water Supply, at 601.576.7518.

The East Lowndes Water Association, Inc. works around the clock to provide top quality water to every tap. We ask that all our customers help us protect our water sources, which are the heart of our community, our way of life and our children's future. The Association has received a perfect 5.0 score through the Mississippi State Department of Health's Capacity Assessment Program on all five systems.

STATE OF MISSISSIPPI,

County of Lowndes

PERSONALLY CAME before me, the undersigned, a notary public in and for Lowndes County, Mississippi, the CLERK of the Commercial Dispatch, a newspaper published in the City of Columbus, who, being duly sworn, deposes and says that the COMMERCIAL DISPATCH is a newspaper as defined and prescribed in Section 13-3-31 of the Mississippi Code of 1972, as amended effective July 1, 1976, and that the publication of a notice, of which the annexed is a copy, in the matter of

WATER REPORT


has been made in said paper 1 times consecutively, to-wit:

06/25/2012

Linda Masse
Clerk

SWORN TO and subscribed before me, this 25th day of June, 2012

Deborah Foster
Notary Public



=====

PROOF OF PUBLICATION

in

THE COMMERCIAL DISPATCH
Columbus, MS

=====

In the Case of

Filed Proof _____, 20__

=====

2011 Annual Drinking Water Quality Report
East Kentucky Water Association, Inc.
PWS# 042005, 042006, 044001, 044002, 044003, 044004

Water is essential to present to you this year's Annual Quality Report. This report is designed to inform you about the quality of water you receive from the East Kentucky Water Association, Inc. (EKWA) and to provide you with a safe and dependable supply of drinking water. We want you to understand the efforts we make to consistently improve the water treatment process and protect our water resources. We want you to understand the efforts we make to consistently improve the water treatment process and protect our water resources. We want you to understand the efforts we make to consistently improve the water treatment process and protect our water resources.

The water quality parameters for our public water system to improve the annual water quality report are based on the annual water quality report. The water quality parameters for our public water system to improve the annual water quality report are based on the annual water quality report. The water quality parameters for our public water system to improve the annual water quality report are based on the annual water quality report.

If you have any questions about the report or concerning your water, please contact Dave Minter at 937-233-1111. We will be happy to help you understand the report and the water quality parameters for our public water system to improve the annual water quality report.

Water quality parameters for our public water system to improve the annual water quality report are based on the annual water quality report. The water quality parameters for our public water system to improve the annual water quality report are based on the annual water quality report. The water quality parameters for our public water system to improve the annual water quality report are based on the annual water quality report.

FWS ID # 044005 Plant One - Lee Stokes Road - TEST RESULTS

Contaminant	Parameter	Date Collected	Level Detected	Range of Detectable Levels	MDL	MCL	MDL	MCL	Level Exceeds or Approaches
Inorganic Contaminants	10 Barium	01/20/11	200	No Range	APP	4	4	4	Exceeds MCL
	11 Chloride	01/20/11	4	No Range	APP	100	100	100	Exceeds MCL
	12 Fluoride	01/20/11	1.0	0.7-1.0	APP	4	4	4	Exceeds MCL
Disinfection By-Products	13 Lead	02/08/11	2	0	APP	0	APP	0	Exceeds MCL

FWS ID # 044006 Plant Two - Hackleberry Lane - TEST RESULTS

Contaminant	Parameter	Date Collected	Level Detected	Range of Detectable Levels	MDL	MCL	MDL	MCL	Level Exceeds or Approaches
Inorganic Contaminants	10 Barium	01/20/11	0.3	No Range	APP	2	2	2	Exceeds MCL
	11 Chloride	01/20/11	8	No Range	APP	100	100	100	Exceeds MCL
	12 Fluoride	01/20/11	0.3	0.3-0.3	APP	4	4	4	Exceeds MCL
Disinfection By-Products	13 Lead	01/20/11	1.3	1.0-1.4	APP	0	APP	0	Exceeds MCL

FWS ID # 044001 Plant Three A - Old Yorkville Road - TEST RESULTS

Contaminant	Parameter	Date Collected	Level Detected	Range of Detectable Levels	MDL	MCL	MDL	MCL	Level Exceeds or Approaches
Inorganic Contaminants	10 Barium	01/20/11	0	No Range	APP	4	4	4	Exceeds MCL
	11 Chloride	01/20/11	0	No Range	APP	100	100	100	Exceeds MCL
	12 Fluoride	01/20/11	0	No Range	APP	4	4	4	Exceeds MCL
Disinfection By-Products	13 Lead	01/20/11	0	No Range	APP	0	APP	0	Exceeds MCL

Disinfection By-Products

Contaminant	Parameter	Date Collected	Level Detected	Range of Detectable Levels	MDL	MCL	MDL	MCL	Level Exceeds or Approaches
Disinfection By-Products	14 Trihalomethanes	01/20/11	1.0	1.0-1.0	APP	0	APP	0	Exceeds MCL
	15 Haloacetic Acids	01/20/11	0	No Range	APP	0	APP	0	Exceeds MCL

FWS ID # 044003 - Plant Three B West Old Yorkville Road - TEST RESULTS

Contaminant	Parameter	Date Collected	Level Detected	Range of Detectable Levels	MDL	MCL	MDL	MCL	Level Exceeds or Approaches
Inorganic Contaminants	10 Barium	01/20/11	0	No Range	APP	4	4	4	Exceeds MCL
	11 Chloride	01/20/11	0	No Range	APP	100	100	100	Exceeds MCL
	12 Fluoride	01/20/11	0	No Range	APP	4	4	4	Exceeds MCL
Disinfection By-Products	13 Lead	01/20/11	0	No Range	APP	0	APP	0	Exceeds MCL

FWS ID # 044002 - Herman Vaughn Road - TEST RESULTS

Contaminant	Parameter	Date Collected	Level Detected	Range of Detectable Levels	MDL	MCL	MDL	MCL	Level Exceeds or Approaches
Inorganic Contaminants	10 Barium	01/20/11	0	No Range	APP	4	4	4	Exceeds MCL
	11 Chloride	01/20/11	0	No Range	APP	100	100	100	Exceeds MCL
	12 Fluoride	01/20/11	0	No Range	APP	4	4	4	Exceeds MCL
Disinfection By-Products	13 Lead	01/20/11	0	No Range	APP	0	APP	0	Exceeds MCL

As you can see by the table, our system has no violations. We're proud that your drinking water meets or exceeds all Federal and State requirements. We have exceeded through our monitoring and testing the same standards that have been detected through the EPA tap water monitoring program. We have exceeded through our monitoring and testing the same standards that have been detected through the EPA tap water monitoring program.


As you can see by the table, our system has no violations. We're proud that your drinking water meets or exceeds all Federal and State requirements. We have exceeded through our monitoring and testing the same standards that have been detected through the EPA tap water monitoring program. We have exceeded through our monitoring and testing the same standards that have been detected through the EPA tap water monitoring program.

As you can see by the table, our system has no violations. We're proud that your drinking water meets or exceeds all Federal and State requirements. We have exceeded through our monitoring and testing the same standards that have been detected through the EPA tap water monitoring program. We have exceeded through our monitoring and testing the same standards that have been detected through the EPA tap water monitoring program.

As you can see by the table, our system has no violations. We're proud that your drinking water meets or exceeds all Federal and State requirements. We have exceeded through our monitoring and testing the same standards that have been detected through the EPA tap water monitoring program. We have exceeded through our monitoring and testing the same standards that have been detected through the EPA tap water monitoring program.

As you can see by the table, our system has no violations. We're proud that your drinking water meets or exceeds all Federal and State requirements. We have exceeded through our monitoring and testing the same standards that have been detected through the EPA tap water monitoring program. We have exceeded through our monitoring and testing the same standards that have been detected through the EPA tap water monitoring program.

As you can see by the table, our system has no violations. We're proud that your drinking water meets or exceeds all Federal and State requirements. We have exceeded through our monitoring and testing the same standards that have been detected through the EPA tap water monitoring program. We have exceeded through our monitoring and testing the same standards that have been detected through the EPA tap water monitoring program.



EAST LOWNDES WATER ASSOCIATION

1325 RIDGE ROAD
(662) 328-1065

P.O. BOX 9190 COLUMBUS, MS 39705-0023
Office Hours: 8:00 a.m. - 4:30 p.m. Monday - Friday

RECEIVED-WATER SUPPLY

2012 JUN 26 AM 9:01

CUSTOMER NUMBER	ACCOUNT NUMBER	SERVICE PERIOD	DAYS	PIN #
[REDACTED]	[REDACTED]	05/17/2012 - 06/18/2012	32	3031
SERVICE	PREVIOUS READING	PRESENT READING	USAGE	AMOUNT DUE
PREVIOUS BALANCE DUE				0.00
WATER SRVC	57496	60185	2689	13.45

Bank Draft available upon request.

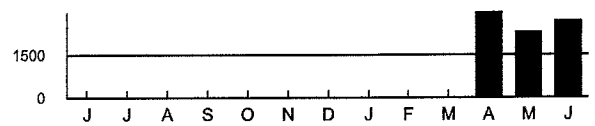
Online payments are now available @ www.eastlowndes.com. Should you choose this option, you will need your customer number and your pin number. You will find these numbers in the top left and right corners of your billing statement. It will take 24-48 hours to process your payment. Payment must be submitted 2-3 days prior to your late date to avoid penalties.

Your annual Water Quality Report was run in the Commercial Dispatch on June 25, 2012 and will not be mailed to you unless you make a specific request.

TOTAL DUE NOW 13.45

AFTER 07/04/2012 PAY \$14.79

Your Water Use Over the Last 13 Months



PERIOD	DAYS	GAL USED	DAILY AVG. GAL.
CURRENT MONTH	32	2689	84.03
LAST MONTH	30	2293	76.43
YEAR AGO	0	0	0.00

OUR NIGHT DEPOSITORY IS LOCATED AT THE BUSINESS OFFICE. 1325 RIDGE ROAD.

Automatic Bank Draft is available.

TO REPORT WATER OUTAGE OR EMERGENCY AFTER HOURS
662-327-1651

Retain This Copy For Your Records

Please Detach And Return This Portion With Payment



East Lowndes Water Association
P.O. BOX 9190
COLUMBUS, MS 39705-0023

Address Service Requested

SERVICE ADDRESS	3540 MILITARY ROAD	
CUSTOMER NO.	PAST DUE AFTER	PREVIOUS BALANCE
29311	07/04/2012	0.00
ACCOUNT NUMBER	NET AMOUNT DUE	TOTAL DUE IF PAID LATE
61\22675-15	13.45	14.79

36651-20A*1*00010 *****AUTO**5-DIGIT 39705

00010

East Lowndes Water Association
P.O. Box 9190
Columbus, MS 39705-0023

Grant Mitchell

From: Billing Clerk [abillingclerk08@yahoo.com]
Sent: Monday, June 25, 2012 2:53 PM
To: GRANT MITCHELL
Subject: Fw: CYCLE FOUR'S BILLING

Mr. Mitchell,

Here is the billing file you were wanting to print some copies of the statements showing the advertising of the Water Quality Report for this year!

Carlissa D. Smith
Billing Clerk
East Lowndes Water Assn.
(662) 328-1065

"Treat all people with dignity and respect!"

----- Forwarded Message -----

From: Stacie Lee <slee@highcottonusa.com>
To: Billing Clerk <abillingclerk08@yahoo.com>
Cc: Alicia Godwin <aliciagodwin2004@yahoo.com>
Sent: Wednesday, June 20, 2012 12:21 PM
Subject: RE: CYCLE FOUR'S BILLING

We match on today's files. Your proofs are available for your review.

Stacie Lee
Implementation Manager



Direct - (205) 838-2834
Fax - (205) 836-5587
slee@highcottonusa.com

From: Billing Clerk [mailto:abillingclerk08@yahoo.com]
Sent: Wednesday, June 20, 2012 10:57 AM
To: Transmail; Stacie Lee
Cc: Alicia Godwin
Subject: CYCLE FOUR'S BILLING

Good Morning Everyone,

I have sent over our weekly billing file! All the file information is listed on

6/25/2012

the attachment.

Please take note also that we are announcing our yearly Water Quality Report and that it should read as follows:

Your annual Water Quality Report was run in the Commercial Dispatch on June 25, 2012 and will not be mailed to you unless you make a specific request.

Run this message starting today June 20, 2012 thru July 17, 2012!

**Carlissa D. Smith
Billing Clerk
East Lowndes Water Assn.
(662) 328-1065**

"Treat all people with dignity and respect!"