



MISSISSIPPI STATE DEPARTMENT OF HEALTH

BUREAU OF PUBLIC WATER SUPPLY

CALENDAR YEAR 2010 CONSUMER CONFIDENCE REPORT CERTIFICATION FORM

Copiah Water Association
Public Water Supply Name

0150001, 0150002, 0150004 & 0150020
List PWS ID #s for all Water Systems Covered by this CCR

The Federal Safe Drinking Water Act requires each community public water system to develop and distribute a consumer confidence report (CCR) to its customers each year.

Please Answer the Following Questions Regarding the Consumer Confidence Report

- Customers were informed of availability of CCR by: (Attach copy of publication, water bill or other)
Advertisement in local paper
On water bills
Other

Date customers were informed: 6/1/11

- CCR was distributed by mail or other direct delivery. Specify other direct delivery methods:
Date Mailed/Distributed: / /

- CCR was published in local newspaper. (Attach copy of published CCR or proof of publication)
Name of Newspaper: The Meteor & Copiah County Courier
Date Published: 5/25/11

- CCR was posted in public places. (Attach list of locations)
Date Posted: / /

- CCR was posted on a publicly accessible internet site at the address: www. /

CERTIFICATION

I hereby certify that a consumer confidence report (CCR) has been distributed to the customers of this public water system in the form and manner identified above.

Name/Title (President, Mayor, Owner, etc) [Signature]

Date 5/27/11

Mail Completed Form to: Bureau of Public Water Supply/P.O. Box 1700/Jackson, MS 39215
Phone: 601-576-7518

2010 Annual Drinking Water Quality Report
 Copenh Water Association
 PWS ID#: 0150001, 0150002, 0150004 & 0150020
 May 2011

2011 MAY 31 AM 9:19

We're pleased to present to you this year's Annual Quality Water Report. This report is designed to inform you about the quality water and services we deliver to you every day. Our constant goal is to provide you with a safe and dependable supply of drinking water. We want you to understand the efforts we make to continually improve the water treatment process and protect our water resources. We are committed to ensuring the quality of your water. Our water source is from wells drawing from the Catahoula Formation Aquifer. The Copenh Water Association also purchases water from the Town of Hazlehurst with wells drawing from the Catahoula Formation Aquifer.

If you have any questions about this report or concerning your water utility, please contact David Boone at 601-892-3738. We want our valued customers to be informed about their water utility. If you want to learn more, please attend any of our regularly scheduled meetings. They are held on the third Monday of each month at 7:00 PM at the Gallman Office.

The source water assessment has been completed for our public water system to determine the overall susceptibility of its drinking water supply to identify potential sources of contamination. The general susceptibility rankings assigned to each well of this system are provided immediately below. A report containing detailed information on how the susceptibility determinations were made has been furnished to our public water system and is available for viewing upon request. The wells for the Copenh Water Association and the City of Hazlehurst have received lower to higher susceptibility rankings to contamination.

We routinely monitor for constituents in your drinking water according to Federal and State laws. This table below lists all of the drinking water contaminants that were detected during the period of January 1st to December 31st, 2010. In cases where monitoring wasn't required in 2010, the table reflects the most recent results. As water travels over the surface of land or underground, it dissolves naturally occurring minerals and, in some cases, radioactive materials and can pick up substances or contaminants from the presence of animals or from human activity; microbial contaminants, such as viruses and bacteria, that may come from sewage treatment plants, septic systems, agricultural livestock operations, and wildlife; inorganic contaminants, such as salts and metals, which can be naturally occurring or result from urban storm-water runoff, industrial, or domestic wastewater discharges, oil and gas production, mining, or farming; pesticides and herbicides, which may come from a variety of sources such as agriculture, urban storm-water runoff, and residential uses; organic chemical contaminants, including synthetic and volatile organic chemicals, which are by-products of industrial processes and petroleum production, and can also come from gas stations and septic systems; radioactive contaminants, which can be naturally occurring or be the result of oil and gas production and mining activities. In order to ensure that tap water is safe to drink, EPA prescribes regulations that limit the amount of certain contaminants in water provided by public water systems. All drinking water, including bottled drinking water, may be reasonably expected to contain at least small amounts of some constituents. It's important to remember that the presence of these constituents does not necessarily indicate that the water poses a health risk.

In this table you will find many terms and abbreviations you might not be familiar with. To help you better understand these terms we've provided the following definitions:

Action Level - the concentration of a contaminant which, if exceeded, triggers treatment or other requirements which a water system must follow.

Maximum Contaminant Level (MCL) - The "Maximum Allowed" (MCL) is the highest level of a contaminant that is allowed in drinking water. MCLs are set as close to the MCLGs as feasible using the best available treatment technology.

Maximum Contaminant Level Goal (MCLG) - The "Goal"(MCLG) is the level of a contaminant in drinking water below which there is no known or expected risk to health. MCLGs allow for a margin of safety.

Maximum Residual Disinfectant Level (MRDL) - The highest level of a disinfectant allowed in drinking water. There is convincing evidence that addition of a disinfectant is necessary for control microbial contaminants.

Parts per million (ppm) or Milligrams per liter (mg/l) - one part per million corresponds to one minute in two years or a single penny in \$10,000.

Parts per billion (ppb) or Micrograms per liter - one part per billion corresponds to one minute in 2,000 years, or a single penny in \$10,000,000.

PWS ID#: 0150001		TEST RESULTS						
Contaminant	Violation Y/N	Date Collected	Level Detected	Range of Detects or # of Samples Exceeding MCL/ACL	Unit Measure-ment	MCLG	MCL	Likely Source of Contamination
Microbiological Contaminants								
1. Total Coliform Bacteria	Y	March	Monitoring		NA		0	presence of coliform bacteria in 5% of monthly samples Naturally present in the environment

Inorganic Contaminants

10. Barium	N	2008*	.0007	No Range	ppm	2	2	Discharge of drilling wastes; discharge from metal refineries; erosion of natural deposits
16. Fluoride	N	2008*	.19	.153 - .19	ppm	4	4	Erosion of natural deposits; water additive which promotes strong teeth; discharge from fertilizer and aluminum factories

Disinfection By-Products

Chlorine	N	2010	1.14	.95 - 1.5	ppm	0	MRDL = 4	Water additive used to control microbes
----------	---	------	------	-----------	-----	---	----------	---

PWS ID#: 0150002

TEST RESULTS

Contaminant	Violation Y/N	Date Collected	Level Detected	Range of Detects or # of Samples Exceeding MCL/ACL	Unit Measure-ment	MCLG	MCL	Likely Source of Contamination
-------------	---------------	----------------	----------------	--	-------------------	------	-----	--------------------------------

Microbiological Contaminants

1. Total Coliform Bacteria	Y	March	Monitoring		NA	0	presence of coliform bacteria in 5% of monthly samples	Naturally present in the environment
----------------------------	---	-------	------------	--	----	---	--	--------------------------------------

Inorganic Contaminants

10. Barium	N	2008*	.006	No Range	ppm	2	2	Discharge of drilling wastes; discharge from metal refineries; erosion of natural deposits
------------	---	-------	------	----------	-----	---	---	--

Disinfection By-Products

Chlorine	N	2010	1.18	1.03 - 1.5	ppm	0	MRDL = 4	Water additive used to control microbes
----------	---	------	------	------------	-----	---	----------	---

PWS ID#: 0150004

TEST RESULTS

Contaminant	Violation Y/N	Date Collected	Level Detected	Range of Detects or # of Samples Exceeding MCL/ACL	Unit Measure-ment	MCLG	MCL	Likely Source of Contamination
-------------	---------------	----------------	----------------	--	-------------------	------	-----	--------------------------------

Microbiological Contaminants

1. Total Coliform Bacteria	Y	March	Monitoring		NA	0	presence of coliform bacteria in 5% of monthly samples	Naturally present in the environment
----------------------------	---	-------	------------	--	----	---	--	--------------------------------------

Inorganic Contaminants

10. Barium	N	2008*	.015	No Range	ppm	2	2	Discharge of drilling wastes; discharge from metal refineries; erosion of natural deposits
19. Nitrate (as Nitrogen)	N	2010	1.03	No Range	ppm	10	10	Runoff from fertilizer use; leaching from septic tanks, sewage; erosion of natural deposits

Disinfection By-Products

Chlorine	N	2010	1.15	1 - 1.4	ppm	0	MRDL = 4	Water additive used to control microbes
----------	---	------	------	---------	-----	---	----------	---

PWS ID#: 0150020

TEST RESULTS

Contaminant	Violation	Date	Level	Range of Detects	Unit	MCLG	MCL	Likely Source of Contamination
-------------	-----------	------	-------	------------------	------	------	-----	--------------------------------

	Y/N	Collected	Detected	or # of Samples Exceeding MCL/ACL	Measure-ment			
Microbiological Contaminants								
1. Total Coliform Bacteria	Y	March	Monitoring		NA	0	presence of coliform bacteria in 5% of monthly samples	Naturally present in the environment

Inorganic Contaminants								
8. Arsenic	N	2006*	.9	.7 - .9	ppb	n/a	10	Erosion of natural deposits; runoff from orchards; runoff from glass and electronics production wastes
10. Barium	N	2006*	.011	.002 - .011	ppm	2	2	Discharge of drilling wastes; discharge from metal refineries; erosion of natural deposits
16. Fluoride**	N	2006*	1.50	1.03 - 1.50	ppm	4	4	Erosion of natural deposits; water additive which promotes strong teeth; discharge from fertilizer and aluminum factories
21. Selenium	N	2006*	1.4	1.1 - 1.4	ppb	50	50	Discharge from petroleum and metal refineries; erosion of natural deposits; discharge from mines

Disinfection By-Products								
Chlorine	N	2010	1.3	1 - 1.6	ppm	0	MRDL = 4	Water additive used to control microbes

* Most recent sample. No sample required for 2010.

Microbiological Contaminants:

(1) Total Coliform. Coliforms are bacteria that are naturally present in the environment and are used as an indicator that other, potentially-harmful, bacteria may be present. Coliforms were found in more samples than allowed and this was a warning of potential problems.

We are required to monitor your drinking water for specific constituents on a monthly basis. Results of regular monitoring are an indicator of whether or not our drinking water meets health standards.

Monitoring and Reporting of Compliance Data Violations

The Copiah Water Association received a CCR violation for not sending the 2009 Consumer Confidence Report into the MS State Department of Health by the deadline of July 1.

In March of 2010 we did not monitor or test for bacteriological contaminants and chlorine residual levels and therefore, cannot be sure of the quality of our drinking water during that time.

In the first quarter of 2010 we did not monitor for VOCs and therefore cannot be sure of the quality of our drinking water during that time.

If present, elevated levels of lead can cause serious health problems, especially for pregnant women and young children. Lead in drinking water is primarily from materials and components associated with service lines and home plumbing. Our Water Association is responsible for providing high quality drinking water, but cannot control the variety of materials used in plumbing components. When your water has been sitting for several hours, you can minimize the potential for lead exposure by flushing your tap for 30 seconds to 2 minutes before using water for drinking or cooking. If you are concerned about lead in your water, you may wish to have your water tested. Information on lead in drinking water, testing methods, and steps you can take to minimize exposure is available from the Safe Drinking Water Hotline or at <http://www.epa.gov/safewater/lead>. The Mississippi State Department of Health Public Health Laboratory offers lead testing for \$10 per sample. Please contact 601.576.7582 if you wish to have your water tested.

All sources of drinking water are subject to potential contamination by substances that are naturally occurring or man made. These substances can be microbes, inorganic or organic chemicals and radioactive substances. All drinking water, including bottled water, may reasonably be expected to contain at least small amounts of some contaminants. The presence of contaminants does not necessarily indicate that the water poses a health risk. More information about contaminants and potential health effects can be obtained by calling the Environmental Protection Agency's Safe Drinking Water Hotline at 1-800-426-4791.

Some people may be more vulnerable to contaminants in drinking water than the general population. Immuno-compromised persons such as persons with cancer undergoing chemotherapy, persons who have undergone organ transplants, people with HIV/AIDS or other immune system disorders, some elderly, and infants can be particularly at risk from infections. These people should seek advice about drinking water from their health care providers. EPA/CDC guidelines on appropriate means to lessen the risk of infection by cryptosporidium and other microbiological contaminants are available from the Safe Drinking Water Hotline 1-800-426-4791.

The Copiah Water Association works around the clock to provide top quality water to every tap. We ask that all our customers help us protect our water sources, which are the heart of our community, our way of life and our children's future.



ESTABLISHED 1881
Crystal Springs, Mississippi 39059
State of Mississippi, Copiah County

Personally appeared before the undersigned NOTARY
PUBLIC in and for said County and State, HENRY
CARNEY, Publisher of The Crystal Springs Meteor, a newspaper
published at Crystal Springs, Mississippi, who on oath says the
notice a copy of which is hereto attached, was printed
ONE consecutive times in said paper as follows:


	Cost
<u>MAY 25</u> <u>2011</u>	\$ <u>434.70</u>
_____	\$ _____
_____	\$ _____
_____	\$ _____
_____	\$ _____
_____	\$ _____

Notary \$ 3.00
Total Cost \$ 437.70

Henry Carney Publisher

Sworn to and subscribed before me this 25th day of
MAY, 2011.

Gale Gallman
Notary Public



2010 Annual Drinking Water Quality Report
Cophah Water Association
PWS ID#: 0150001, 0150002, 0150004 & 0150020
May 2011

We're pleased to present to you this year's Annual Quality Water Report. This report is designed to inform you about the quality water and services we deliver to you every day. Our constant goal is to provide you with a safe and dependable supply of drinking water. We want you to understand the efforts we make to continually improve the water treatment process and protect our water resources. We are committed to ensuring the quality of your water. Our water source is from wells drawing from the Calahoula Formation Aquifer. The Cophah Water Association also purchases water from the Town of Hazlehurst with wells drawing from the Calahoula Formation Aquifer.

If you have any questions about this report or concerning your water utility, please contact David Boone at 601-892-3735. We want our valued customers to be informed about their water utility. If you want to learn more, please attend any of our regularly scheduled meetings. They are held on the third Monday of each month at 7:00 PM at the Gullman Office.

The source water assessment has been completed for our public water system to determine the overall susceptibility of its drinking water supply to identify potential sources of contamination. The general susceptibility rankings assigned to each well of this system are provided immediately below. A report containing detailed information on how the susceptibility determinations were made has been furnished to our public water system and is available for viewing upon request. The wells for the Cophah Water Association and the City of Hazlehurst have received lower to higher susceptibility rankings to contamination.

We routinely monitor for constituents in your drinking water according to Federal and State laws. This table below lists all of the drinking water contaminants that were detected during the period of January 1st to December 31st, 2010. In cases where monitoring wasn't required in 2010, the table reflects the most recent results. As water travels over the surface of land or underground, it dissolves naturally occurring minerals and, in some cases, radioactive materials and can pick up substances or contaminants from the presence of animals or from human activity, microbial contaminants, such as viruses and bacteria, that may come from sewage treatment plants, septic systems, agricultural livestock operations, and wildlife; inorganic contaminants, such as salts and metals, which can be naturally occurring or result from urban storm-water runoff, industrial, or domestic wastewater discharges, oil and gas production, mining, or farming; pesticides and herbicides, which may come from a variety of sources such as agriculture, urban storm-water runoff, and residential uses; organic chemical contaminants, including synthetic and volatile organic chemicals, which are by-products of industrial processes and petroleum production, and can also come from gas stations and septic systems; radioactive contaminants, which can be naturally occurring or be the result of oil and gas production and mining activities. In order to ensure that tap water is safe to drink, EPA processes regulations that limit the amount of certain contaminants in water provided by public water systems. All drinking water, including bottled drinking water, may be reasonably expected to contain at least small amounts of some contaminants. It's important to remember that the presence of these constituents does not necessarily indicate that the water poses a health risk.

In this table you will find many terms and abbreviations you might not be familiar with. To help you better understand these terms we've provided the following definitions:

- Action Level** - the concentration of a contaminant which, if exceeded, triggers treatment or other requirements which a water system must follow.
- Maximum Contaminant Level (MCL)** - The "Maximum Allowed" (MCL) is the highest level of a contaminant that is allowed in drinking water. MCLs are set as close to the MCLGs as feasible using the best available treatment technology.
- Maximum Contaminant Level Goal (MCLG)** - The "Goal" (MCLG) is the level of a contaminant in drinking water below which there is no known or expected risk to health. MCLGs allow for a margin of safety.
- Maximum Residual Disinfectant Level (MRDL)** - The highest level of a disinfectant allowed in drinking water. There is convincing evidence that addition of a disinfectant is necessary for control microbial contaminants.

Parts per million (ppm) or milligrams per liter (mg/L) - one part per million corresponds to one minute in two years or a single penny in \$10,000.
Parts per billion (ppb) or Micrograms per liter (µg/L) - one part per billion corresponds to one minute in 2,000 years, or a single penny in \$10,000,000.

PWS ID#: 0150001 TEST RESULTS									
Contaminant	Violation Y/N	Date Collected	Level Detected	Range of Detects or # of Samples Exceeding MCL/ACL	Unit Measure	MCLG	MCL	Likely Source of Contamination	
Microbiological Contaminants									
1. Total Coliform Bacteria	Y	March	Monitoring		NA	0		presence of coliform bacteria in 5% of monthly samples	Naturally present in the environment
Inorganic Contaminants									
10. Barium	N	2008*	.007	No Range	ppm	2	2	Discharge of drilling wastes; discharge from metal refineries; erosion of natural deposits	
18. Fluoride**	N	2008*	.19	.153 - .19	ppm	4	4	Erosion of natural deposits; water additive which promotes along both discharge from fertilizer and aluminum factories	
Disinfection By-Products									
Chlorine	N	2010	1.14	.95 - 1.5	ppm	0	MRDL = 4	Water additive used to control microbes	

PWS ID#: 0150002 TEST RESULTS									
Contaminant	Violation Y/N	Date Collected	Level Detected	Range of Detects or # of Samples Exceeding MCL/ACL	Unit Measure	MCLG	MCL	Likely Source of Contamination	
Microbiological Contaminants									
1. Total Coliform Bacteria	Y	March	Monitoring		NA	0		presence of coliform bacteria in 5% of monthly samples	Naturally present in the environment
Inorganic Contaminants									
10. Barium	N	2008*	.006	No Range	ppm	2	2	Discharge of drilling wastes; discharge from metal refineries; erosion of natural deposits	
Disinfection By-Products									
Chlorine	N	2010	1.18	1.03 - 1.5	ppm	0	MRDL = 4	Water additive used to control microbes	

PWS ID#: 0150004 TEST RESULTS									
Contaminant	Violation Y/N	Date Collected	Level Detected	Range of Detects or # of Samples Exceeding MCL/ACL	Unit Measure	MCLG	MCL	Likely Source of Contamination	
Microbiological Contaminants									
1. Total Coliform Bacteria	Y	March	Monitoring		NA	0		presence of coliform bacteria in 5% of monthly samples	Naturally present in the environment
Inorganic Contaminants									
10. Barium	N	2008*	.016	No Range	ppm	2	2	Discharge of drilling wastes; discharge from metal refineries; erosion of natural deposits	
10. Nitrate (as Nitrogen)	N	2010	1.03	No Range	ppm	10	10	Runoff from fertilizer use; leaching from septic tanks, sewage; erosion of natural deposits	
Disinfection By-Products									
Chlorine	N	2010	1.15	1 - 1.4	ppm	0	MRDL = 4	Water additive used to control microbes	

PWS ID#: 0150020 TEST RESULTS									
Contaminant	Violation Y/N	Date Collected	Level Detected	Range of Detects or # of Samples Exceeding MCL/ACL	Unit Measure	MCLG	MCL	Likely Source of Contamination	
Microbiological Contaminants									
1. Total Coliform Bacteria	Y	March	Monitoring		NA	0		presence of coliform bacteria in 5% of monthly samples	Naturally present in the environment
Inorganic Contaminants									
8. Arsenic	N	2006*	.9	.7 - .9	ppb	n/a	10	Erosion of natural deposits; runoff from orchards; runoff from glass and electronics production wastes	
10. Barium	N	2000*	.011	.002 - .011	ppm	2	2	Discharge of drilling wastes; discharge from metal refineries; erosion of natural deposits	
16. Fluoride**	N	2006*	1.50	1.03 - 1.50	ppm	4	4	Erosion of natural deposits; water additive which promotes along both discharge from fertilizer and aluminum factories	
21. Selenium	N	2006*	1.4	1.1 - 1.4	ppb	50	50	Discharge from petroleum and metal refineries; erosion of natural deposits; discharge from mines	
Disinfection By-Products									
Chlorine	N	2010	1.3	1 - 1.8	ppm	0	MRDL = 4	Water additive used to control microbes	

* Most recent sample. No sample required for 2010.
Microbiological Contaminants: (1) Total Coliform. Coliforms are bacteria that are naturally present in the environment and are used as an indicator that other, potentially harmful, bacteria may be present. Coliforms were found in more samples than allowed and this was a warning of potential problems.

We are required to monitor your drinking water for specific constituents on a monthly basis. Results of regular monitoring are an indicator of whether or not our drinking water meets health standards.

Monitoring and Reporting of Compliance Data Violations. The Cophah Water Association received a CCR violation for not sending the 2009 Consumer Confidence Report into the MS State Department of Health by the deadline of July 1st.

In March of 2010 we did not monitor or test for bacteriological contaminants and chlorine residual levels and therefore, cannot be sure of the quality of our drinking water during that time.

In the first quarter of 2010 we did not monitor for VOCs and therefore cannot be sure of the quality of our drinking water during that time. If present, elevated levels of lead can cause serious health problems, especially for pregnant women and young children. Lead in drinking water is primarily from materials and components associated with service lines and home plumbing. Our Water Association is responsible for providing high quality drinking water, but cannot control the variety of materials used in plumbing components. When minutes before using water for drinking or cooking, you can minimize the potential for lead exposure by flushing your tap for 30 seconds to 2 minutes before using water for drinking or cooking. If you are concerned about lead in your water, you may wish to have your water tested. Information on lead in drinking water, testing methods, and steps you can take to minimize exposure is available from the Safe Drinking Water Hotline or at <http://www.epa.gov/safewater/lead>. The Mississippi State Department of Health Public Health Laboratory offers lead testing for \$10 per sample. Please contact 601.576.7682 if you wish to have your water tested.

All sources of drinking water are subject to potential contamination by substances that are naturally occurring or man made. These substances can be microbes, inorganic or organic chemicals and radioactive substances. All drinking water, including bottled water, may reasonably be expected to contain at least small amounts of some contaminants. The presence of contaminants does not necessarily indicate that the water poses a health risk. More information about contaminants and potential health effects can be obtained by calling the Environmental Protection Agency's Safe Drinking Water Hotline at 1-800-426-4791.

Some people may be more vulnerable to contaminants in drinking water than the general population. Immuno-compromised persons such as persons with cancer, undergoing chemotherapy, persons who have undergone organ transplants, people with HIV/AIDS or other immune system disorders, some elderly, and infants can be particularly at risk from infections. These people should seek advice from their health care providers. EPA/CDC guidelines on appropriate means to lessen the risk of infection by drinking water from their health care providers. EPA/CDC guidelines on appropriate means to lessen the risk of infection by cryptosporidium and other microbiological contaminants are available from the Safe Drinking Water Hotline 1-800-426-4791.

The Cophah Water Association works around the clock to provide top quality water to every tap. We ask that all our customers help us protect our water sources, which are the heart of our community, our way of life and our children's future.

Copiah County Courier

2011 MAY 31 AM 9:20

NEWSPAPER ADVERTISING — PRINTING — OFFICE SUPPLIES — GRAPHIC DESIGN
P.O. Drawer 351 • 103 S. Ragsdale Ave. • Hazlehurst, MS 39083 • 601-894-3141 • fax 601-894-3144

PROOF OF PUBLICATION

STATE OF MISSISSIPPI
COUNTY OF COPIAH

Personally came to me, the under-
signed, authority in and for COPIAH
COUNTY, Mississippi the CLERK of
the COPIAH COUNTY COURIER, a
newspaper published in the City of
Hazlehurst, Copiah County, in said
state, who, being duly sworn, depos-
es and says that the COPIAH
COUNTY COURIER is a newspaper
as defined and prescribed in Senate
Bill No. 203 enacted in the regular
session of the Mississippi
Legislature of 1948, amended
Section 1858, of the Mississippi Code
of 1942, and that the publication of a
notice, of which the annexed is a
true copy appeared in the issues of
said newspaper as follows:

DATE: 5-25-11

DATE: _____

DATE: _____

DATE: _____

DATE: _____


Number of Words 57

Published 1 times

Printer's fee \$ 387.60


Proof Fee \$ 3.00

TOTAL \$ 390.60


(Signed)


(Clerk of the Copiah County Courier)

SWORN TO and subscribed before me, this
25 day of May 20 11



A Notary Public in and for the County of Copiah,
State of Mississippi



2010 Annual Drinking Water Quality Report
Cophah Water Association
PWS ID# 0150001, 0150002, 0150004 & 0150020
May 2011

We're pleased to present to you this year's Annual Quality Water Report. This report is designed to inform you about the quality water and services we deliver to you every day. Our constant goal is to provide you with a safe and dependable supply of drinking water. We are committed to ensuring the quality of your water. Our water source is from wells drawing from the Catahoula Formation Aquifer. The Cophah Water Association also purchases water from the Town of Hazlehurst with wells drawing from the Catahoula Formation Aquifer.

If you have any questions about this report or concerning your water utility, please contact David Boone at 601-682-3738. We want our valued customers to be informed about their water utility. If you want to learn more, please attend any of our regularly scheduled meetings. They are held on the third Monday of each month at 7:00 PM at the Cabana Office.

The source water assessment has been completed for our public water system to determine the overall susceptibility of its drinking water supply to identify potential sources of contamination. The general susceptibility rankings assigned to each well of this system are provided immediately below. A report containing detailed information on how the susceptibility determinations were made has been furnished to our public water system and is available for viewing upon request. The wells for the Cophah Water Association and the City of Hazlehurst have received lower to higher susceptibility rankings to contamination.

We routinely monitor for constituents in your drinking water according to Federal and State laws. This table below lists all of the drinking water contaminants that were detected during the period of January 1st to December 31st, 2010. In cases where monitoring wasn't required in 2010, the table reflects the most recent results. As water travels over the surface of land or underground, it dissolves naturally occurring minerals and, in some cases, radioactive materials and can pick up substances or contaminants from the presence of animals or from human activity, microbial contaminants, such as viruses and bacteria, that may come from sewage treatment plants, septic systems, agricultural livestock operations, and wildlife; inorganic contaminants, such as salts and metals, which can be naturally occurring or result from urban storm-water runoff, industrial, or domestic wastewater discharges, oil and gas production, mining, or farming; pesticides and herbicides, which may come from a variety of sources such as agriculture, urban storm-water runoff, and residential uses; organic chemical contaminants, including synthetic and volatile organic chemicals, which are by-products of industrial processes and petroleum production, and can also come from gas stations and septic systems; radioactive contaminants, which can be naturally occurring or be the result of oil and gas production and mining activities. In order to ensure that tap water is safe to drink, EPA prescribes regulations that limit the amount of certain contaminants in water provided by public water systems. All drinking water, including bottled drinking water, may be reasonably expected to contain at least small amounts of some constituents. It's important to remember that the presence of these constituents does not necessarily indicate that the water poses a health risk.

In this table you will find many terms and abbreviations you might not be familiar with. To help you better understand these terms we've provided the following definitions:

Action Level: the concentration of a contaminant which, if exceeded, triggers treatment or other requirements which a water system must follow.

Maximum Contaminant Level (MCL): The "Maximum Allowed" (MCL) is the highest level of a contaminant that is allowed in drinking water. MCLs are set as close to the MCLGs as feasible using the best available treatment technology.

Maximum Contaminant Level Goal (MCLG): The "Goal(MCLG) is the level of a contaminant in drinking water below which there is no known or expected risk to health. MCLGs allow for a margin of safety.

Maximum Residual Disinfectant Level (MRDL): The highest level of a disinfectant allowed in drinking water. There is convincing evidence that addition of a disinfectant is necessary for control of microbial contaminants.

Parts per million (ppm) or Milligrams per liter (mg/L): one part per million corresponds to one minute in two years or a single penny in \$10,000.

Parts per billion (ppb) or Micrograms per liter (µg/L): one part per billion corresponds to one minute in 2,000 years, or a single penny in \$10,000,000.

PWS ID# 0150001

TEST RESULTS

Contaminant	Violation Y/N	Date Collected	Level Detected	Range of Detects or # of Samples Exceeding MCL/ACL	Unit Measure	MCLG	MCL	Likely Source of Contamination
-------------	---------------	----------------	----------------	--	--------------	------	-----	--------------------------------

Microbiological Contaminants

1. Total Coliform Bacteria	Y	March	Monitoring		NA	0	0	presence of coliform bacteria in 5% of monthly samples	Naturally present in the environment
----------------------------	---	-------	------------	--	----	---	---	--	--------------------------------------

Inorganic Contaminants

1. Total Coliform Bacteria	Y	March	Monitoring		NA	0	0	presence of coliform bacteria in 5% of monthly samples	Naturally present in the environment
----------------------------	---	-------	------------	--	----	---	---	--	--------------------------------------

Microbiological Contaminants

1. Total Coliform Bacteria	Y	March	Monitoring		NA	0	0	presence of coliform bacteria in 5% of monthly samples	Naturally present in the environment
----------------------------	---	-------	------------	--	----	---	---	--	--------------------------------------

Inorganic Contaminants

10. Barium	N	2008	0.06	No Range	ppm	2	2	Discharge of drilling wastes, discharge from metal refineries, erosion of natural deposits	
------------	---	------	------	----------	-----	---	---	--	--

Disinfection By-Products

Chlorine	N	2010	1.16	1.03 - 1.5	ppm	0	MRDL = 4	Water additive used to control microbes	
----------	---	------	------	------------	-----	---	----------	---	--

PWS ID# 0150004

TEST RESULTS

Contaminant	Violation Y/N	Date Collected	Level Detected	Range of Detects or # of Samples Exceeding MCL/ACL	Unit Measure	MCLG	MCL	Likely Source of Contamination
-------------	---------------	----------------	----------------	--	--------------	------	-----	--------------------------------

Microbiological Contaminants

1. Total Coliform Bacteria	Y	March	Monitoring		NA	0	0	presence of coliform bacteria in 5% of monthly samples	Naturally present in the environment
----------------------------	---	-------	------------	--	----	---	---	--	--------------------------------------

Inorganic Contaminants

10. Barium	N	2008	0.15	No Range	ppm	2	2	Discharge of drilling wastes, discharge from metal refineries, erosion of natural deposits	
15. Nitrate (as Nitrogen)	N	2010	1.03	No Range	ppm	10	10	Runoff from fertilizer use, leaching from septic tanks, sewage, erosion of natural deposits	

Disinfection By-Products

Chlorine	N	2010	1.15	1 - 1.4	ppm	0	MRDL = 4	Water additive used to control microbes	
----------	---	------	------	---------	-----	---	----------	---	--

PWS ID# 0150020

TEST RESULTS

Contaminant	Violation Y/N	Date Collected	Level Detected	Range of Detects or # of Samples Exceeding MCL/ACL	Unit Measure	MCLG	MCL	Likely Source of Contamination
-------------	---------------	----------------	----------------	--	--------------	------	-----	--------------------------------

Microbiological Contaminants

1. Total Coliform Bacteria	Y	March	Monitoring		NA	0	0	presence of coliform bacteria in 5% of monthly samples	Naturally present in the environment
----------------------------	---	-------	------------	--	----	---	---	--	--------------------------------------

Inorganic Contaminants

8. Arsenic	N	2008	0	7 - 9	ppb	n/a	10	Erosion of natural deposits, runoff from orchards, runoff from glass and electronics production wastes	
10. Barium	N	2008	0.11	0.02 - 0.11	ppm	2	2	Discharge of drilling wastes, discharge from metal refineries, erosion of natural deposits	
10. Fluoride**	N	2008	1.50	1.03 - 1.50	ppm	4	4	Erosion of natural deposits, water additive which promotes strong tooth, discharge from fertilizer and aluminum facilities	
21. Selenium	N	2008	1.4	1.1 - 1.4	ppb	50	50	Discharge from petroleum and metal refineries, erosion of natural deposits, discharge from mines	

Disinfection By-Products

Chlorine	N	2010	1.3	1 - 1.6	ppm	0	MRDL = 4	Water additive used to control microbes	
----------	---	------	-----	---------	-----	---	----------	---	--

* Most recent sample. No sample required for 2010.

** Microbiological exemption.

(1) Total Coliform Bacteria are bacteria that are naturally present in the environment and are used as an indicator that other, potentially harmful, bacteria may be present. Coliforms were found in more samples than allowed and this was a warning of potential problems.

We are required to monitor your drinking water for specific constituents on a monthly basis. Results of regular monitoring are an indicator of whether or not our drinking water meets health standards.

Monitoring and Reporting of Compliance Data Violations
The Cophah Water Association received a CCR violation for not sending the 2009 Consumer Confidence Report into the MS State Department of Health by the deadline of July 1.

In March of 2010 we did not monitor or test for bacteriological contaminants and chlorine residual levels and therefore, cannot be sure of the quality of our drinking water during that time.

In the first quarter of 2010 we did not monitor for VOCs and therefore cannot be sure of the quality of our drinking water during that time.

If present, elevated levels of lead can cause serious health problems, especially for pregnant women and young children. Lead in drinking water is primarily from materials and components associated with service lines and home plumbing. Our Water Association is responsible for providing high quality drinking water, but cannot control the variety of materials used in plumbing components. When your water has been sitting for several hours, you can minimize the potential for lead exposure by flushing your tap for 30 seconds to 2 minutes before using water for drinking or cooking. If you are concerned about lead in your water, you may wish to have your water tested. Information on lead in drinking water, testing methods, and steps you can take to minimize exposure is available from the Safe Drinking Water Hotline or at <http://www.epa.gov/leadwater/lead>. The Mississippi State Department of Health Public Health Laboratory offers lead testing for \$10 per sample. Please contact 601-576-7562 if you wish to have your water tested.

All sources of drinking water are subject to potential contamination by substances that are naturally occurring or man made. These substances can be microbes, inorganic or organic chemicals and radioactive substances. All drinking water, including bottled water, may reasonably be expected to contain at least small amounts of some contaminants. The presence of contaminants does not necessarily indicate that the water poses a health risk. More information about contaminants and potential health effects can be obtained by calling the Environmental Protection Agency's Safe Drinking Water Hotline at 1-800-426-4791.

Some people may be more vulnerable to contaminants in drinking water than the general population. Immuno-compromised persons such as persons with cancer undergoing chemotherapy, persons who have undergone organ transplants, people with HIV/AIDS or other immune system disorders, some elderly, and infants can be particularly at risk from infections. These people should seek advice about drinking water from their health care providers. EPA/CDC guidelines on appropriate means to lessen the risk of infection by cryptosporidium and other microbial contaminants are available from the Safe Drinking Water Hotline 1-800-426-4791.

The Cophah Water Association works around the clock to provide top quality water to every tap. We ask that all our customers help us protect our water sources, which are the heart of our community, our way of life and our children's future.

May 25, 2011