

APPROVED

RECEIVED

JUN 26 2009

BUREAU OF PUBLIC WATER SUPPLY

CALENDAR YEAR 2008 CONSUMER CONFIDENCE REPORT CERTIFICATION FORM

KWP Utility Company LLC
Public Water Supply Name

0720026
List PWS ID #s for all Water Systems Covered by this CCR

The Federal Safe Drinking Water Act requires each community public water system to develop and distribute a consumer confidence report (CCR) to its customers each year. Depending on the population served by the public water system, this CCR must be mailed to the customers, published in a newspaper of local circulation, or provided to the customers upon request.

Please Answer the Following Questions Regarding the Consumer Confidence Report

- Customers were informed of availability of CCR by: (Attach copy of publication, water bill or other)
Advertisement in local paper
On water bills
Other

Date customers were informed: 5/27/09

CCR was distributed by mail or other direct delivery. Specify other direct delivery methods:

Date Mailed/Distributed: / /

CCR was published in local newspaper. (Attach copy of published CCR or proof of publication)

Name of Newspaper:

Date Published: / /

CCR was posted in public places. (Attach list of locations)

Date Posted: / /

CCR was posted on a publicly accessible internet site at the address: www.

CERTIFICATION

I hereby certify that a consumer confidence report (CCR) has been distributed to the customers of this public water system in the form and manner identified above. I further certify that the information included in this CCR is true and correct and is consistent with the water quality monitoring data provided to the public water system officials by the Mississippi State Department of Health, Bureau of Public Water Supply.

Ellis W. Darby
Name/Title (President, Mayor, Owner, etc.)

6-19-09
Date

Mail Completed Form to: Bureau of Public Water Supply/P.O. Box 1700/Jackson, MS 39215
Phone: 601-576-7518

ACCOUNT NUMBER		SERVICE I.D.		
10795		00612		
PREV. READ DATE		CURR. READ DATE		
03/19/09		04/23/09		
SERVICE	PREVIOUS READING	CURRENT READING	CONSUMPTION	AMOUNT
WATER	201870	203330	1460	12.00
SEWER		Minimum		12.00
As required by the Federal Safe Drinking Water Act, our 2008 Consumer Confidence Report is available for review at the KWP office.				
PAST DUE AMOUNT		CURRENT CHARGES		NET AMOUNT
0.00		24.00		24.00
DUE DATE		GROSS AMOUNT		NET AMOUNT
05/10/09		28.00		24.00

SERVICE ADDRESS

2634 EASTLAKE BLVD. 6-12

*RETURN THIS STUB
WITH PAYMENT TO:*

KWP Utility Company, LLC
14680 US Highway 61 N.
Robinsonville, MS 38664
(662) 363-2117

PAY NET AMOUNT ON OR BEFORE DUE DATE	DUE DATE	PAY GROSS AMOUNT AFTER DUE DATE
	05/10/09	
NET AMOUNT	SAVE THIS	GROSS AMOUNT
24.00	4.00	28.00

KEVIN LEEM
2634 EASTLAKE BLVD.
6-12
ROBINSONVILLE, MS 38664-

2008 Annual Drinking Water Quality Report

KWP Utility Company, LLC (PWSID 0720026)

Is my water safe?

Last year, as in years past, your tap water met all U.S. Environmental Protection Agency (EPA) and Mississippi State Department of Health drinking water standards. We vigilantly safeguard our water supply and once again we are proud to report that our system has not violated a maximum contaminant level or any other water quality standard. This report is a snapshot of last year's water quality. Included are details about where your water comes from, what it contains, and how it compares to standards set by regulatory agencies. We are committed to providing you with information because informed customers are our best allies.

Do I need to take special precautions?

Some people may be more vulnerable to contaminants in drinking water than the general population. Immuno-compromised persons such as persons with cancer undergoing chemotherapy, persons who have undergone organ transplants, people with HIV/AIDS or other immune system disorders, some elderly, and infants can be particularly at risk from infections. These people should seek advice about drinking water from their health care providers. EPA/Centers for Disease Control (CDC) guidelines on appropriate means to lessen the risk of infection by Cryptosporidium and other microbial contaminants are available from the Safe Water Drinking Hotline (800-426-4791).

Where does my water come from?

Our water comes from one well that draws ground water from the Lower Wilcox Aquifer.

Source water assessment and its availability:

Currently, our source water assessment has been completed by the Mississippi State Department of Health and is available at our office for review.

Why are there contaminants in my drinking water?

Drinking water, including bottled water, may reasonably be expected to contain at least small amounts of some contaminants. The presence of contaminants does not necessarily indicate that water poses a health risk. More information about contaminants and potential health effects can be obtained by calling the Environmental Protection Agency's Safe Drinking Water Hotline (800-426-4791).

How can I get involved?

We encourage all customers who have any concerns or questions to meet with us at our office at 14680 U.S. Highway 61 North in Robinsonville.

Other information:

You may want additional information about your drinking water. You may contact our certified waterworks operator or you may prefer to log on to the Internet and obtain specific information about your system and its compliance history at the following address: <http://www.msdh.state.us/watersupply/index.htm> Information including current and past boil water notices, compliance and reporting violations, and other information pertaining to your water supply including "Why, When, and How to Boil Your Drinking Water" and "Flooding and Safe Drinking Water" may be obtained.

For more information contact:

KWP Utility LLC
Attn: Ellis Darby
14680 U.S. Hwy 61 North
Robinsonville, MS 38664

Phone: 662-363-2117
Fax: 662-363-2113
E-mail: darby@willslp.com

Water Quality Data Table

The table below lists all of the drinking water contaminants that we detected during the calendar year of this report. The presence of contaminants in the water does not necessarily indicate that the water poses a health risk. Unless otherwise noted, the data presented in this table is from testing done in the calendar year of the report. The EPA and the Mississippi State Department of Health requires us to monitor for certain contaminants less than once per year because the concentrations of these contaminants do not change frequently. Some of the data though representative of the water quality, may be more than one year old.

Terms and Abbreviations used in the Table

MCLG: Maximum Contaminant Level Goal: The level of a contaminant in drinking water below which there is no known or expected risk to health. MCLGs allow for a margin of safety.

MCL: Maximum Contaminant Level: The highest level of a contaminant that is allowed in drinking water. MCLs are set as close to the MCLGs as feasible using the best available treatment technology.

AL: Action Level: The concentration of a contaminant, which, if exceeded, triggers treatment or other requirements, which a water system must follow.

Inorganic Contaminants						
Contaminants (units)	MCLG	MCL	Your Water	Sample Date	Violation	Typical Source
Antimony (mg/l)	.006	.006	<. 0005	04/17/06	No	Discharge from petroleum refineries; fire retardants; ceramics; electronics; solder; test addition.
Arsenic (mg/l)	.050	.05	<. 0005	"	No	Erosion of natural deposits; Runoff from orchards; Runoff from glass and electronics production wastes
Barium (mg/l)	2	2	.003808	"	No	Discharge of drilling wastes; Discharge from metal refineries; Erosion of natural deposits
Beryllium (mg/l)	.004	.004	<. 0001	"	No	Discharge from metal refineries and coal-burning factories; Discharge from electrical, aerospace, and defense industries
Cadmium (mg/l)	.005	.005	<. 0001	"	No	Corrosion of galvanized pipes; Erosion of natural deposits; Discharge from metal refineries; runoff from waste batteries and paints
Chromium (mg/l)	.100	.1	<. 0005	"	No	Discharge from steel and pulp mills; Erosion of natural deposits
Cyanide (mg/l)	.200	.200	<. 005	"	No	Discharge from plastic and fertilizer factories; Discharge from steel/metal factories
Fluoride (mg/l)	4	4	.175699	"	No	Erosion of natural deposits; Water additive which promotes strong teeth; Discharge from fertilizer and aluminum factories
Mercury (mg/l)	.002	.002	<. 0002	"	No	Erosion of natural deposits; Discharge from refineries and factories; Runoff from landfills; Runoff from cropland
Nickel	.100	.100	.004	04/07/2004	No	Erosion of natural deposits; Discharge from refineries and factories; Runoff from landfills; Runoff from cropland
Nitrate [measured as Nitrogen] (ppm)	10	10	.08	07/03/08	No	Runoff from fertilizer use; Leaching from septic tanks, sewage; Erosion of natural deposits
Nitrite [measured as Nitrogen] (ppm)	1	1	.17	"	No	Runoff from fertilizer use; Leaching from septic tanks, sewage; Erosion of natural deposits
Nitrate+Nitrite (As N)	10	10	.14	"	No	Runoff from fertilizer use; Leaching from septic tanks, sewage; Erosion of natural deposits
Selenium (mg/l)	.05	.05	.000555	04/17/2006	No	Discharge from petroleum and metal refineries; Erosion of natural deposits; Discharge from mines
Sulfate	250.0	250.0	4.330	04/07/2004	No	Runoff from fertilizer use; Leaching from septic tanks, sewage; Erosion of natural deposits

Thallium (mg/l)	.002	.002	<.0005/	04/17/2006	No	Discharge from electronics, glass, and Leaching from ore-processing sites; drug factories
-----------------	------	------	---------	------------	----	---

Microbiological Contaminants

Contaminants (units)	MCLG	MCL	Your Water	Sample Date	Violation	Typical Source
# Total Coliform (# of monthly positive samples)	0	>1	0	12/29/2004		Naturally present in the environment
Fecal coliform/E. Coli (# of monthly positive samples)	0	5	0	12/29/2004		Human and animal fecal waste

Volatile Organic Contaminants

Contaminants (units)	MCLG	MCL	Your Water	Sample Date	Violation	Typical Source
1,1,1-Trichloroethane (ppb)	200	200	< 0.5	12/15/2004	No	Discharge from metal degreasing sites and other factories
1,1,2-Trichloroethane (ppb)	3	5	< 0.5	"	No	Discharge from industrial chemical factories
1,2,4-Trichlorobenzene (ppb)	70	70	< 0.5	"	No	Discharge from textile-finishing factories
1,1-Dichloroethylene (ppb)	7	7	< 0.5	"	No	Discharge from industrial chemical factories
1,2-Dichloroethane (ppb)	0	5	< 0.5	"	No	Discharge from industrial chemical factories
1,2-Dichloropropane (ppb)	0	5	< 0.5	"	No	Discharge from industrial chemical factories
Benzene (ppb)	0	5	< 0.5	"	No	Discharge from factories; Leaching from gas storage tanks and landfills
Carbon Tetrachloride (ppb)	0	5	< 0.5	"	No	Discharge from chemical plants and other industrial activities
Chlorobenzene (ppb)	100	100	< 0.5	"	No	Discharge from chemical and agricultural chemical factories
CIS-1, 2-Dichloroethylene (ppb)	70	70	< 0.5	"	No	Discharge from industrial chemical factories
Dichloromethane (ppb)	0	5	< 0.5	"	No	Discharge from pharmaceutical and chemical factories
Ethylbenzene (ppb)	700	700	< 0.5	"	No	Discharge from petroleum refineries
o-Dichlorobenzene (ppb)	600	600	< 0.5	"	No	Discharge from industrial chemical factories
p-Dichlorobenzene (ppb)	75	75	< 0.5	"	No	Discharge from industrial chemical factories
Haloacetic acids (HAA5)(ppb)	n/a	60	<6.0	09/18/2007	No	By-product of drinking water disinfections.
Styrene (ppb)	100	100	< 0.5	12/15/2004	No	Discharge from rubber and plastic factories; Leaching from landfills
Tetrachloroethylene (ppb)	0	5	< 0.5	"	No	Discharge from factories and dry cleaners
Toluene (ppm)	1	1	< 0.5	"	No	Discharge from petroleum factories
Trans-1, 2-Dichloroethylene (ppb)	100	100	< 0.5	"	No	Discharge from industrial chemical factories
Trichloroethylene (ppb)	0	5	< 0.5	"	No	Discharge from metal degreasing sites and other factories
TTHMs [Total Trihalomethanes] (ppb)	0	100	0.0	09/18/2007	No	By-product of drinking water chlorination
Vinyl Chloride (ppb)	0	2	< 0.5	12/15/2004	No	Leaching from PVC piping; Discharge from plastics factories
Xylenes (ppm)	10	10	< 0.5	"	No	Discharge from petroleum factories; Discharge from chemical factories

Inorganic Contaminants (Lead and Copper)

Contaminants (units)	MCLG	AL	Your		Sample		Typical Source				
			Water	# of Samples > AL	Date	Violation					
Copper (ppm)	1.3	1.3	.043	0	12/31/00	No	Erosion of natural deposits; Leaching; Corrosion of household plumbing systems; from wood preservatives				
			.0193	0	09/30/04	No					
			.1577	0	09/30/04	No					
			.0784	0	09/30/04	No					
			.5913	0	09/30/04	No					
			.0749	0	09/30/04	No					
			.1561	0	07/10/07	No					
			.0060	0	07/10/07	No					
			.0830	0	07/10/07	No					
			.0044	0	07/10/07	No					
			.0816	0	07/10/07	No					
			Lead (ppb)	0	15	3		0	12/31/00	No	Corrosion of household plumbing systems; Erosion of natural deposits
						.0007		0	09/30/04	No	
.0007	0	09/30/04				No					
.0005	0	09/30/04				No					
.0010	0	09/30/04				No					
.0016	0	09/30/04				No					
.0029	0	07/10/07				No					
.0005	0	07/10/07				No					
.0014	0	07/10/07				No					
.0013	0	07/10/07				No					
.0006	0	07/10/07	No								

Units Description:

ppm: parts per million, or milligrams per liter (mg/l)

ppb: parts per billion, or micrograms per liter (µg/l)

Other Violations:

Monitoring and reporting of compliance data violations

We are required to monitor your drinking water for specific constituents on a monthly basis. Results of regular monitoring are an indicator of whether or not our drinking water meets health standards. Beginning January 1, 2004, the Mississippi State Department of Health (MSDH) required public water systems that use chlorine as a primary disinfectant to monitor/test for chlorine residuals as required by the Stage 1 Disinfection By-Products Rule. Our water system failed to fully complete these monthly monitoring requirements in 5 of the 52 reporting incidences over this 4 year period. One violation incurred in July of 2004 due the death of our certified operator. Two similar violations occurred in September and November 2006 due to the death of our succeeding certified operator. And last December (2008) one of our five required samples' reports contained the omission of the disinfectant residual reading, a clerical error.

CONFIRMATION OF NOTICE

Community
(C)

Mississippi State Department of Health
Bureau of Public Water Supply
P O Box 1700
Jackson, Mississippi 39215-1700

PWS Name: KWP Utility Company LLC

PWS ID #: 0720026

For Violation: chlorine residual monitoring

Occurring on: July 2004, August 2006, Nov. 2004, Dec 2008

The public water system indicated above hereby affirms that public notice has been provided to consumers in accordance with the delivery, content, and format requirements and deadlines given by method(s) indicated below:

Notice distributed by _____ on _____
(hand or direct delivery) (date)

Notice distributed by _____ on _____
(mail, as a separate notice or included with the bill) (date)

Notice distributed by CCR on 5-27-09
(alternate method if applicable) (date)

[Signature]
(Signature)

Muzger /
BOARD SECRETARY
(Title)

6-19-09
(Date)

2008 Annual Drinking Water Quality Report KWP Utility Company, LLC (PWSID 0720026)

Is my water safe?

Last year, as in years past, your tap water met all U.S. Environmental Protection Agency (EPA) and Mississippi State Department of Health drinking water standards. We vigilantly safeguard our water supply and once again we are proud to report that our system has not violated a maximum contaminant level or any other water quality standard. This report is a snapshot of last year's water quality. Included are details about where your water comes from, what it contains, and how it compares to standards set by regulatory agencies. We are committed to providing you with information because informed customers are our best allies.

Do I need to take special precautions?

Some people may be more vulnerable to contaminants in drinking water than the general population. Immuno-compromised persons such as persons with cancer undergoing chemotherapy, persons who have undergone organ transplants, people with HIV/AIDS or other immune system disorders, some elderly, and infants can be particularly at risk from infections. These people should seek advice about drinking water from their health care providers. EPA/Centers for Disease Control (CDC) guidelines on appropriate means to lessen the risk of infection by *Cryptosporidium* and other microbial contaminants are available from the Safe Water Drinking Hotline (800-426-4791).

Where does my water come from?

Our water comes from one well that draws ground water from the Lower Wilcox Aquifer.

Source water assessment and its availability:

Currently, our source water assessment has been completed by the Mississippi State Department of Health and is available at our office for review.

Why are there contaminants in my drinking water?

Drinking water, including bottled water, may reasonably be expected to contain at least small amounts of some contaminants. The presence of contaminants does not necessarily indicate that water poses a health risk. More information about contaminants and potential health effects can be obtained by calling the Environmental Protection Agency's Safe Drinking Water Hotline (800-426-4791). The sources of drinking water (both tap and bottled water) include rivers, lakes, streams, ponds, reservoirs, springs, and wells. As water travels over the surface of the land or through the ground, it dissolves naturally occurring minerals and, in some cases, radioactive material, and can pick up substances resulting from the presence of animals or from human activity:

Microbial contaminants, such as viruses and bacteria, that may come from sewage treatment plants, septic systems, agricultural livestock operations, and wildlife; inorganic contaminants, such as salts and metals, which can be naturally occurring or result from urban storm water runoff, industrial, or domestic wastewater discharges, oil and gas production, mining, or farming; pesticides and herbicides, which may come from a variety of sources such as agriculture, urban storm water runoff, and residential uses; organic Chemical Contaminants, including synthetic and volatile organic chemicals, which are by-products of industrial processes and petroleum production, and can also come from gas stations, urban storm water runoff, and septic systems; and radioactive contaminants, which can be naturally occurring or be the result of oil and gas production and mining activities. In order to ensure that tap water is safe to drink, EPA prescribes regulations that limit the amount of certain contaminants in water provided by public water systems. Food and Drug Administration (FDA) regulations establish limits for contaminants in bottled water, which must provide the same protection for public health.

How can I get involved?

We encourage all customers who have any concerns or questions to meet with us at our office at 14680 U.S. Highway 61 North in Robinsonville.

Additional Information for Lead

If present, elevated levels of lead can cause serious health problems, especially for pregnant women and young children. Lead in drinking water is primarily from materials and components associated with service lines and home plumbing. ABC Water Association is responsible for providing high quality drinking water, but cannot control the variety of materials used in plumbing components. When your water has been sitting for several hours, you can minimize the potential for lead exposure by flushing your tap for 30 seconds to 2 minutes before using water for drinking or cooking. If you are concerned about lead in your water, you may wish to have your water tested. Information on lead in drinking water, testing methods, and steps you can take to minimize exposure is available from the Safe Drinking Water Hotline or at <http://www.epa.gov/safewater/lead>. The Mississippi State Department of Health Public Health Laboratory offers lead testing for \$10 per sample. Please contact 601.576.7582 if you wish to have your water tested.

Monitoring and reporting of compliance data violations

We are required to monitor your drinking water for specific constituents on a monthly basis. Results of regular monitoring are an indicator of whether or not our drinking water meets health standards. Beginning January 1, 2004, the Mississippi State Department of Health (MSDH) required public water systems that use chlorine as a primary disinfectant to monitor/test for chlorine residuals as required by the Stage 1 Disinfection By-Products Rule. Our water system failed to fully complete these monthly monitoring requirements in 5 of the 52 reporting incidences over this 4 year period. One violation incurred in July of 2004 due the death of our certified operator. Two similar violations occurred in September and November 2006 due to the death of our succeeding certified operator. And in December 2008 one of our five required samples' reports contained the omission of the disinfectant residual reading, a clerical error. In an effort to ensure systems complete all monitoring requirements, MSDH now notifies systems of any missing samples prior to the end of the compliance period.

*******MESSAGE FROM MSDH CONCERNING RADIOLOGICAL SAMPLING*******

In accordance with the Radionuclides Rule, all community public water supplies were required to sample quarterly for radionuclides beginning January 2007 -- December 2007. Your public water supply completed sampling by the scheduled deadline; however, during an audit of the Mississippi State Department of Health Radiological Health Laboratory, the Environmental Protection Agency (EPA) suspended analyses and reporting of radiological compliance samples and results until further notice.

Although this was not the result of inaction by this public water supply, MSDH was required to issue a violation. The Bureau of Public Water Supply is taking action to resolve this issue as quickly as possible. If you have any questions, please contact Melissa Parker, Deputy Director, Bureau of Public Water Supply, at 601-576-7518.

Other information:

You may want additional information about your drinking water. You may contact our certified waterworks operator or you may prefer to log on to the Internet and obtain specific information about your system and its compliance history at the following address: <http://www.msdh.state.us/watersupply/index.htm> Information including current and past boil water notices, compliance and reporting violations, and other information pertaining to your water supply including "Why, When, and How to Boil Your Drinking Water" and "Flooding and Safe Drinking Water" may be obtained.

For more information contact:

KWP Utility LLC

Attn: Ellis Darby

14680 U.S. Hwy 61 North

Robinsonville, MS 38664

Phone: 662-363-2117

Fax: 662-363-2113

E-mail: darby@willstip.com**Water Quality Data Table**

The table below lists all of the drinking water contaminants that we detected during the calendar year of this report. The presence of contaminants in the water does not necessarily indicate that the water poses a health risk. Unless otherwise noted, the data presented in this table is from testing done in the calendar year of the report. The EPA and the Mississippi State Department of Health requires us to monitor for certain contaminants less than once per year because the concentrations of these contaminants do not change frequently. Some of the data though representative of the water quality, may be more than one year old.

Leaching from ore-processing sites; drug factories

Microbiological Contaminants

Contaminants (units)	MCLG	MCL	Your Water	Sample Date	Violation	Typical Source
# Total Coliform (# of monthly positive samples)	0	>1	0	12/29/2004		Naturally present in the environment
Fecal coliform/E. Coli (# of monthly positive samples)	0	5	0	12/29/2004		Human and animal fecal waste

Volatile Organic Contaminants

Contaminants (units)	MCLG	MCL	Your Water	Sample Date	Violation	Typical Source
1,1,1-Trichloroethane (ppb)	200	200	< 0.5	12/15/2004	No	Discharge from metal degreasing sites and other factories
1,1,2-Trichloroethane (ppb)	3	5	< 0.5	"	No	Discharge from industrial chemical factories
1,2,4-Trichlorobenzene (ppb)	70	70	< 0.5	"	No	Discharge from textile-finishing factories
1,1-Dichloroethylene (ppb)	7	7	< 0.5	"	No	Discharge from industrial chemical factories
1,2-Dichloroethane (ppb)	0	5	< 0.5	"	No	Discharge from industrial chemical factories
1,2-Dichloropropane (ppb)	0	5	< 0.5	"	No	Discharge from industrial chemical factories
Benzene (ppb)	0	5	< 0.5	"	No	Discharge from factories; Leaching from gas storage tanks and landfills
Carbon Tetrachloride (ppb)	0	5	< 0.5	"	No	Discharge from chemical plants and other industrial activities
Chlorine (ppm)	4	4	High ran .14 Low ran .03	Jan 2008 Aug 2008	No No	Water additive used to control microbes
Chlorobenzene (ppb)	100	100	< 0.5	"	No	Discharge from chemical and agricultural chemical factories
CIS-1, 2-Dichloroethylene (ppb)	70	70	< 0.5	"	No	Discharge from industrial chemical factories
Dichloromethane (ppb)	0	5	< 0.5	"	No	Discharge from pharmaceutical and chemical factories
Ethylbenzene (ppb)	700	700	< 0.5	"	No	Discharge from petroleum refineries
o-Dichlorobenzene (ppb)	600	600	< 0.5	"	No	Discharge from industrial chemical factories
p-Dichlorobenzene (ppb)	75	75	< 0.5	"	No	Discharge from industrial chemical factories
Haloacetic acids (HAA5)(ppb)	n/a	60	<6.0	09/18/2007	No	By-product of drinking water disinfections.
Styrene (ppb)	100	100	< 0.5	12/15/2004 "	No	Discharge from rubber and plastic factories; Leaching from landfills
Tetrachloroethylene (ppb)	0	5	< 0.5	"	No	Discharge from factories and dry cleaners
Toluene (ppm)	1	1	< 0.5	"	No	Discharge from petroleum factories
Trans-1, 2-Dichloroethylene (ppb)	100	100	< 0.5	"	No	Discharge from industrial chemical factories
Trichloroethylene (ppb)	0	5	< 0.5	"	No	Discharge from metal degreasing sites and other factories
THMs [Total Trihalomethanes] (ppb)	0	100	0.0	09/18/2007	No	By-product of drinking water chlorination
Vinyl Chloride (ppb)	0	2	< 0.5	12/15/2004	No	Leaching from PVC piping; Discharge from plastics factories

Terms and Abbreviations used in the Table

MCLG: Maximum Contaminant Level Goal: The level of a contaminant in drinking water below which there is no known or expected risk to health. MCLGs allow for a margin of safety.

MCL: Maximum Contaminant Level: The highest level of a contaminant that is allowed in drinking water. MCLs are set as close to the MCLGs as feasible using the best available treatment technology.

AL: Action Level: The concentration of a contaminant, which, if exceeded, triggers treatment or other requirements, which a water system must follow.

MRDLG: Maximum Residual Disinfectant Level Goal. The level of a drinking water disinfectant below which there is no known or expected risk to health. MRDLGs do not reflect the benefits of the use of disinfectants to control microbial contaminants.


MRDL: Maximum residual disinfectant level. The highest level of a disinfectant allowed in drinking water. There is convincing evidence that addition of a disinfectant is necessary for control of microbial contaminants,

Inorganic Contaminants						
Contaminant (units)	MCLG	MCL	Your Water	Sample Date	Violation	Typical Source
Antimony (mg/l)	.006	.006	<.0005	04/17/06	No	Discharge from petroleum refineries; fire retardants; ceramics; electronics; solder; test addition.
Arsenic (mg/l)	.050	.05	<.0005	"	No	Erosion of natural deposits; Runoff from orchards; Runoff from glass and electronics production wastes
Barium (mg/l)	2	2	.002808	"	No	Discharge of drilling wastes; Discharge from metal refineries; Erosion of natural deposits
Beryllium (mg/l)	.004	.004	<.0001	"	No	Discharge from metal refineries and coal-burning factories; Discharge from electrical, aerospace, and defense industries
Cadmium (mg/l)	.005	.005	<.0001	"	No	Corrosion of galvanized pipes; Erosion of natural deposits; Discharge from metal refineries; runoff from waste batteries and paints
Chromium (mg/l)	.100	.1	<.0005	"	No	Discharge from steel and pulp mills; Erosion of natural deposits
Cyanide (mg/l)	.200	.200	<.005	"	No	Discharge from plastic and fertilizer factories; Discharge from steel/metal factories
Fluoride (mg/l)	4	4	.175699	"	No	Erosion of natural deposits; Water additive which promotes strong teeth; Discharge from fertilizer and aluminum factories
Mercury (mg/l)	.002	.002	<.0002	"	No	Erosion of natural deposits; Discharge from refineries and factories; Runoff from landfills; Runoff from cropland
Nickel	.100	.100	.004	04/07/2004	No	Erosion of natural deposits; Discharge from refineries and factories; Runoff from landfills; Runoff from cropland
Nitrate [measured as Nitrogen] (ppm)	10	10	.08	07/03/08	No	Runoff from fertilizer use; Leaching from septic tanks, sewage; Erosion of natural deposits
Nitrite [measured as Nitrogen] (ppm)	1	1	.17	"	No	Runoff from fertilizer use; Leaching from septic tanks, sewage; Erosion of natural deposits
Nitrate+Nitrite (As N)	10	10	.14	"	No	Runoff from fertilizer use; Leaching from septic tanks, sewage; Erosion of natural deposits
Selenium (mg/l)	.05	.05	.000555	04/17/2006	No	Discharge from petroleum and metal refineries; Erosion of natural deposits; Discharge from mines
Sulfate	250.0	250.0	4.330	04/07/2004	No	Runoff from fertilizer use; Leaching from septic tanks, sewage; Erosion of natural deposits
Thallium (mg/l)	.002	.002	<.0005/	04/17/2006	No	Discharge from electronics, glass, and

Xylenes (ppm)	10	10	< 0.5	"	No	Discharge from petroleum factories; Discharge from chemical factories
---------------	----	----	-------	---	----	--

Lead and Copper											
Contaminants (units)	MCLG	MCL	Your		Sample		Typical Source				
			Water	W/	Date	Violation					
			Works	Samples							
Copper (ppm)	1.3	1.3	.043	0	12/31/00	No	Erosion of natural deposits; Leaching; Corrosion of household plumbing systems; from wood preservatives				
			.0193	0	09/30/04	No					
			.1577	0	09/30/04	No					
			.0784	0	09/30/04	No					
			.5913	0	09/30/04	No					
			.0749	0	09/30/04	No					
			.1561	0	07/10/07	No					
			.0060	0	07/10/07	No					
			.0830	0	07/10/07	No					
			.0044	0	07/10/07	No					
			.0816	0	07/10/07	No					
			Lead (ppb)	0	15	3		0	12/31/00	No	Corrosion of household plumbing systems; Erosion of natural deposits
						.0007		0	09/30/04	No	
						.0007		0	09/30/04	No	
.0005	0	09/30/04				No					
.0010	0	09/30/04				No					
.0016	0	09/30/04				No					
.0029	0	07/10/07				No					
.0005	0	07/10/07				No					
.0014	0	07/10/07				No					
.0013	0	07/10/07				No					
.0006	0	07/10/07	No								

Units Description:	
ppm	parts per million, or milligrams per liter (mg/l)
ppb	parts per billion, or micrograms per liter (µg/l)
positive samples/month	Number of samples taken monthly that were found to be positive
NA	Not Applicable
ND	Not Detected
NR	Monitoring Not Required, but recommended
raa	Running Annual Average

ACCOUNT NUMBER		10212		00908		REPAY THIS STATEMENT WITH PAYMENT TO			
PREV. READ DATE		08/23/09		CURR. READ DATE		07/20/09		WAMP Utility Company, LLC 14686 US Highway 81 N. Robinsonville, MS 38864 (662) 363-2117	
SERVICE	PREVIOUS READING	CURRENT READING	CONSUMPTION	AMOUNT	PAY NET AMOUNT ON OR BEFORE DUE DATE	DUE DATE	PAY GROSS AMOUNT AFTER DUE DATE		
WATER	425840	428380	2540	12.00	24.00	08/10/09	28.00		
SEWER		Minimum			4.00		28.00		
<input type="checkbox"/> Not Deliverable Address <input type="checkbox"/> Unsold To Forward <input type="checkbox"/> Insufficient Address <input type="checkbox"/> Moved, Left No Address <input type="checkbox"/> Unclaimed <input type="checkbox"/> Refused <input checked="" type="checkbox"/> Interrupted - Not Known <input type="checkbox"/> No Such Street <input type="checkbox"/> Number <input type="checkbox"/> Vacant <input type="checkbox"/> Illegible <input type="checkbox"/> No Mail Receptacle					2634 EASTLAKE BLVD. TERRENCE EVANS 8-3 ROBINSONVILLE, MS 38864-				
PAST DUE AMOUNT		CURRENT CHARGES		NET AMOUNT					
0.00		24.00		24.00					
DUE DATE		GROSS AMOUNT		NET AMOUNT					
08/10/09		28.00		24.00					

moved ANK

SERVICE ADDRESS
 2634 EASTLAKE BLVD.
 38864-3886

KWP Utility Company LLC

14680 U. S. Highway 61 North
Tunica Resorts, MS 38664-9707
(662) 363-2117

PWSID 0720026

Fax Cover

TO: Ms Jessie Byrd
Date: 09.11.09
Subject: Newly Revised 2008 CCR

Ms Byrd:

The following seven (7) pages comprise a complete copy of our recently revised Consumer Confidence Report for 2008.

A hard copy is today mailed to your Jackson PO Box 1700.

Thank you again for your assistance.



Ellis Darby

2008 Annual Drinking Water Quality Report

KWP Utility Company, LLC (PWSID 0720026)

RECEIVED-WATER SUPPLY

2009 SEP 14 AM 9: 04

Is my water safe?

Last year, as in years past, your tap water met all U.S. Environmental Protection Agency (EPA) and Mississippi State Department of Health drinking water standards. We vigilantly safeguard our water supply and once again we are proud to report that our system has not violated a maximum contaminant level or any other water quality standard. This report is a snapshot of last year's water quality. Included are details about where your water comes from, what it contains, and how it compares to standards set by regulatory agencies. We are committed to providing you with information because informed customers are our best allies.

Do I need to take special precautions?

Some people may be more vulnerable to contaminants in drinking water than the general population. Immuno-compromised persons such as persons with cancer undergoing chemotherapy, persons who have undergone organ transplants, people with HIV/AIDS or other immune system disorders, some elderly, and infants can be particularly at risk from infections. These people should seek advice about drinking water from their health care providers. EPA/Centers for Disease Control (CDC) guidelines on appropriate means to lessen the risk of infection by *Cryptosporidium* and other microbial contaminants are available from the Safe Water Drinking Hotline (800-426-4791).

Where does my water come from?

Our water comes from one well that draws ground water from the Lower Wilcox Aquifer.

Source water assessment and its availability:

Currently, our source water assessment has been completed by the Mississippi State Department of Health and is available at our office for review.

Why are there contaminants in my drinking water?

Drinking water, including bottled water, may reasonably be expected to contain at least small amounts of some contaminants. The presence of contaminants does not necessarily indicate that water poses a health risk. More information about contaminants and potential health effects can be obtained by calling the Environmental Protection Agency's Safe Drinking Water Hotline (800-426-4791). The sources of drinking water (both tap and bottled water) include rivers, lakes, streams, ponds, reservoirs, springs, and wells. As water travels over the surface of the land or through the ground, it dissolves naturally occurring minerals and, in some cases, radioactive material, and can pick up substances resulting from the presence of animals or from human activity:

Microbial contaminants, such as viruses and bacteria, that may come from sewage treatment plants, septic systems, agricultural livestock operations, and wildlife; inorganic contaminants, such as salts and metals, which can be naturally occurring or result from urban storm water runoff, industrial, or domestic wastewater discharges, oil and gas production, mining, or farming; pesticides and herbicides, which may come from a variety of sources such as agriculture, urban storm water runoff, and residential uses; organic Chemical Contaminants, including synthetic and volatile organic chemicals, which are by-products of industrial processes and petroleum production, and can also come from gas stations, urban storm water runoff, and septic systems; and radioactive contaminants, which can be naturally occurring or be the result of oil and gas production and mining activities. In order to ensure that tap water is safe to drink, EPA prescribes regulations that limit the amount of certain contaminants in water provided by public water systems. Food and Drug Administration (FDA) regulations establish limits for contaminants in bottled water, which must provide the same protection for public health.

How can I get involved?

We encourage all customers who have any concerns or questions to meet with us at our office at 14680 U.S. Highway 61 North in Robinsonville.

Additional Information for Lead

If present, elevated levels of lead can cause serious health problems, especially for pregnant women and young children. Lead in drinking water is primarily from materials and components associated with service lines and home plumbing. ABC Water Association is responsible for providing high quality drinking water, but cannot control the variety of materials used in plumbing components. When your water has been sitting for several hours, you can minimize the potential for lead exposure by flushing your tap for 30 seconds to 2 minutes before using water for drinking or cooking. If you are concerned about lead in your water, you may wish to have your water tested. Information on lead in drinking water, testing methods, and steps you can take to minimize exposure is available from the Safe Drinking Water Hotline or at <http://www.epa.gov/safewater/lead>. The Mississippi State Department of Health Public Health Laboratory offers lead testing for \$10 per sample. Please contact 601.576.7582 if you wish to have your water tested.

Monitoring and reporting of compliance data violations

We are required to monitor your drinking water for specific constituents on a monthly basis. Results of regular monitoring are an indicator of whether or not our drinking water meets health standards. Beginning January 1, 2004, the Mississippi State Department of Health (MSDH) required public water systems that use chlorine as a primary disinfectant to monitor/test for chlorine residuals as required by the Stage 1 Disinfection By-Products Rule. Our water system failed to fully complete these monthly monitoring requirements in 5 of the 52 reporting incidences over this 4 year period. One violation incurred in July of 2004 due the death of our certified operator. Two similar violations occurred in September and November 2006 due to the death of our succeeding certified operator. And in December 2008 one of our five required samples' reports contained the omission of the disinfectant residual reading, a clerical error. In an effort to ensure systems complete all monitoring requirements, MSDH now notifies systems of any missing samples prior to the end of the compliance period.

*******MESSAGE FROM MSDH CONCERNING RADIOLOGICAL SAMPLING*******

In accordance with the Radionuclides Rule, all community public water supplies were required to sample quarterly for radionuclides beginning January 2007 – December 2007. Your public water supply completed sampling by the scheduled deadline; however, during an audit of the Mississippi State Department of Health Radiological Health Laboratory, the Environmental Protection Agency (EPA) suspended analyses and reporting of radiological compliance samples and results until further notice.

Although this was not the result of inaction by this public water supply, MSDH was required to issue a violation. The Bureau of Public Water Supply is taking action to resolve this issue as quickly as possible. If you have any questions, please contact Melissa Parker, Deputy Director, Bureau of Public Water Supply, at 601-576-7518.

Other information:

You may want additional information about your drinking water. You may contact our certified waterworks operator or you may prefer to log on to the Internet and obtain specific information about your system and its compliance history at the following address: <http://www.msdh.state.us/watersupply/index.htm> Information including current and past boil water notices, compliance and reporting violations, and other information pertaining to your water supply including "Why, When, and How to Boil Your Drinking Water" and "Flooding and Safe Drinking Water" may be obtained.

For more information contact:

KWP Utility LLC
Attn: Ellis Darby
14680 U.S. Hwy 61 North
Robinsonville, MS 38664

Phone: 662-363-2117
Fax: 662-363-2113
E-mail: darby@willslp.com

Water Quality Data Table

The table below lists all of the drinking water contaminants that we detected during the calendar year of this report. The presence of contaminants in the water does not necessarily indicate that the water poses a health risk. Unless otherwise noted, the data presented in this table is from testing done in the calendar year of the report. The EPA and the Mississippi State Department of Health requires us to monitor for certain contaminants less than once per year because the concentrations of these contaminants do not change frequently. Some of the data though representative of the water quality, may be more than one year old.

Terms and Abbreviations used in the Table

MCLG: Maximum Contaminant Level Goal: The level of a contaminant in drinking water below which there is no known or expected risk to health. MCLGs allow for a margin of safety.

MCL: Maximum Contaminant Level: The highest level of a contaminant that is allowed in drinking water. MCLs are set as close to the MCLGs as feasible using the best available treatment technology.

AL: Action Level: The concentration of a contaminant, which, if exceeded, triggers treatment or other requirements, which a water system must follow.

MRDLG: Maximum Residual Disinfectant Level Goal. The level of a drinking water disinfectant below which there is no known or expected risk to health. MRDLGs do not reflect the benefits of the use of disinfectants to control microbial contaminants.

MRDL: Maximum residual disinfectant level. The highest level of a disinfectant allowed in drinking water. There is convincing evidence that addition of a disinfectant is necessary for control of microbial contaminants,

Inorganic Contaminants

Contaminants (units)	MCLG	MCL	Your Water	Sample Date	Violation	Typical Source
Antimony (mg/l)	.006	.006	< .0005	04/17/06	No	Discharge from petroleum refineries; fire retardants; ceramics; electronics; solder; test addition.
Arsenic (mg/l)	.050	.05	< .0005	"	No	Erosion of natural deposits; Runoff from orchards; Runoff from glass and electronics production wastes
Barium (mg/l)	2	2	.003808	"	No	Discharge of drilling wastes; Discharge from metal refineries; Erosion of natural deposits
Beryllium (mg/l)	.004	.004	< .0001	"	No	Discharge from metal refineries and coal-burning factories; Discharge from electrical, aerospace, and defense industries
Cadmium (mg/l)	.005	.005	< .0001	"	No	Corrosion of galvanized pipes; Erosion of natural deposits; Discharge from metal refineries; runoff from waste batteries and paints
Chromium (mg/l)	.100	.1	< .0005	"	No	Discharge from steel and pulp mills; Erosion of natural deposits
Cyanide (mg/l)	.200	.200	< .005	"	No	Discharge from plastic and fertilizer factories; Discharge from steel/metal factories
Fluoride (mg/l)	4	4	.175699	"	No	Erosion of natural deposits; Water additive which promotes strong teeth; Discharge from fertilizer and aluminum factories
Mercury (mg/l)	.002	.002	< .0002	"	No	Erosion of natural deposits; Discharge from refineries and factories; Runoff from landfills; Runoff from cropland
Nickel	.100	.100	.004	04/07/2004	No	Erosion of natural deposits; Discharge from refineries and factories; Runoff from landfills; Runoff from cropland
Nitrate [measured as Nitrogen] (ppm)	10	10	.08	07/03/08	No	Runoff from fertilizer use; Leaching from septic tanks, sewage; Erosion of natural deposits
Nitrite [measured as Nitrogen] (ppm)	1	1	.17	"	No	Runoff from fertilizer use; Leaching from septic tanks, sewage; Erosion of natural deposits
Nitrate+Nitrite (As N)	10	10	.14	"	No	Runoff from fertilizer use; Leaching from septic tanks, sewage; Erosion of natural deposits
Selenium (mg/l)	.05	.05	.000555	04/17/2006	No	Discharge from petroleum and metal refineries; Erosion of natural deposits; Discharge from mines
Sulfate	250.0	250.0	4.330	04/07/2004	No	Runoff from fertilizer use; Leaching from septic tanks, sewage; Erosion of natural deposits
Thallium (mg/l)	.002	.002	< .0005/	04/17/2006	No	Discharge from electronics, glass, and

Leaching from ore-processing sites; drug factories

Microbiological Contaminants

Contaminants (units)	MCLG	MCL	Your	Sample	Violation	Typical Source
			Water	Date		
# Total Coliform (# of monthly positive samples)	0	>1	0	12/29/2004		Naturally present in the environment
Fecal coliform/E. Coli (# of monthly positive samples)	0	5	0	12/29/2004		Human and animal fecal waste

Volatile Organic Contaminants

Contaminants (units)	MCLG	MCL	Your	Sample	Violation	Typical Source
			Water	Date		
1,1,1-Trichloroethane (ppb)	200	200	< 0.5	12/15/2004	No	Discharge from metal degreasing sites and other factories
1,1,2-Trichloroethane (ppb)	3	5	< 0.5	"	No	Discharge from industrial chemical factories
1,2,4-Trichlorobenzene (ppb)	70	70	< 0.5	"	No	Discharge from textile-finishing factories
1,1-Dichloroethylene (ppb)	7	7	< 0.5	"	No	Discharge from industrial chemical factories
1,2-Dichloroethane (ppb)	0	5	< 0.5	"	No	Discharge from industrial chemical factories
1,2-Dichloropropane (ppb)	0	5	< 0.5	"	No	Discharge from industrial chemical factories
Benzene (ppb)	0	5	< 0.5	"	No	Discharge from factories; Leaching from gas storage tanks and landfills
Carbon Tetrachloride (ppb)	0	5	< 0.5	"	No	Discharge from chemical plants and other industrial activities
Chlorine (ppm)	4	4	High raa .14 Low raa .03	Jan 2008 Aug 2008	No No	Water additive used to control microbes
Chlorobenzene (ppb)	100	100	< 0.5	"	No	Discharge from chemical and agricultural chemical factories
CIS-1, 2-Dichloroethylene (ppb)	70	70	< 0.5	"	No	Discharge from industrial chemical factories
Dichloromethane (ppb)	0	5	< 0.5	"	No	Discharge from pharmaceutical and chemical factories
Ethylbenzene (ppb)	700	700	< 0.5	"	No	Discharge from petroleum refineries
o-Dichlorobenzene (ppb)	600	600	< 0.5	"	No	Discharge from industrial chemical factories
p-Dichlorobenzene (ppb)	75	75	< 0.5	"	No	Discharge from industrial chemical factories
Haloacetic acids (HAA5)(ppb)	n/a	60	<6.0	09/18/2007	No	By-product of drinking water disinfections.
Styrene (ppb)	100	100	< 0.5	12/15/2004 "	No	Discharge from rubber and plastic factories; Leaching from landfills
Tetrachloroethylene (ppb)	0	5	< 0.5	"	No	Discharge from factories and dry cleaners
Toluene (ppm)	1	1	< 0.5	"	No	Discharge from petroleum factories
Trans-1, 2-Dichloroethylene (ppb)	100	100	< 0.5	"	No	Discharge from industrial chemical factories
Trichloroethylene (ppb)	0	5	< 0.5	"	No	Discharge from metal degreasing sites and other factories
TTHMs [Total Trihalomethanes] (ppb)	0	100	0.0	09/18/2007	No	By-product of drinking water chlorination
Vinyl Chloride (ppb)	0	2	< 0.5	12/15/2004	No	Leaching from PVC piping; Discharge from plastics factories

Xylenes (ppm)	10	10	< 0.5	"	No	Discharge from petroleum factories; Discharge from chemical factories
---------------	----	----	-------	---	----	--

Lead and Copper

Contaminants (units)	MCLG	AL	Your		Sample		Violation	Typical Source			
			Water	# of Samples > AL	Date						
Copper (ppm)	1.3	1.3	.043	0	12/31/00	No	Erosion of natural deposits; Leaching; Corrosion of household plumbing systems; from wood preservatives				
			.0193	0	09/30/04	No					
			.1577	0	09/30/04	No					
			.0784	0	09/30/04	No					
			.5913	0	09/30/04	No					
			.0749	0	09/30/04	No					
			.1561	0	07/10/07	No					
			.0060	0	07/10/07	No					
			.0830	0	07/10/07	No					
			.0044	0	07/10/07	No					
			.0816	0	07/10/07	No					
			Lead (ppb)	0	15	3		0	12/31/00	No	Corrosion of household plumbing systems; Erosion of natural deposits
						.0007		0	09/30/04	No	
						.0007		0	09/30/04	No	
.0005	0	09/30/04				No					
.0010	0	09/30/04				No					
.0016	0	09/30/04				No					
.0029	0	07/10/07				No					
.0005	0	07/10/07				No					
.0014	0	07/10/07				No					
.0013	0	07/10/07				No					
.0006	0	07/10/07	No								

Units Description:

ppm	parts per million, or milligrams per liter (mg/l)
ppb	parts per billion, or micrograms per liter (µg/l)
positive samples/month	Number of samples taken monthly that were found to be positive
NA	Not Applicable
ND	Not Detected
NR	Monitoring Not Required, but recommended
raa	Running Annual Average

TUNICA MISSISSIPPI

TUNICA COUNTY

ELLIS W. DARBY, JUDGE
Tunica County Justice Court

5130 Old Mhoon Landing Road • Tunica, MS 38676
Office: (662) 363-2178 • Fax: (662) 363-4234
www.tunicacounty.com • ellis.darby@tunicagov.com

Kirby-Wills Plantation LP



Wills & Wills LP

14680 U.S. HIGHWAY 61 NORTH
ROBINSONVILLE, MS 38664-9707
e-mail: darby@willslp.com
(662) 363-2117 • FAX: 363-2113

2900 KIRBY PARKWAY, SUITE 7
MEMPHIS, TN 38119-5644
(901) 756-2744

ELLIS W. DARBY
Project Director

REAL ESTATE: Office • Commercial • Residential
Investment • Development • Management

ACCOUNT NUMBER		SERVICE ID		RETURN THIS SLIP WITH PAYMENT TO:		
10212		00903		KWP Utility Company, LLC 14680 US Highway 61 N Robinsonville, MS 38664 (662) 363-2117		
PREV. READ DATE		CURR. READ DATE		PAY NET AMOUNT ON OR BEFORE DUE DATE		PAY GROSS AMOUNT AFTER DUE DATE
06/23/09		07/20/09		24.00		
SERVICE	PREVIOUS READING	CURRENT READING	CONSUMPTION	AMOUNT	NET AMOUNT	SAVE THIS
WATER	425840	428380	2540	12.00	24.00	4.00
SEWER		Minimum		12.00		28.00
				<input type="checkbox"/> Not Deliverable As Unable To Forward <input type="checkbox"/> Insufficient Address <input type="checkbox"/> Moved, Left No Address <input type="checkbox"/> Unclaimed <input type="checkbox"/> Refused <input checked="" type="checkbox"/> Attempted - Not Known <input type="checkbox"/> No Such Street <input type="checkbox"/> Number <input type="checkbox"/> Vacant <input type="checkbox"/> Illegible <input type="checkbox"/> No Mail Recartridge <input type="checkbox"/> Box Closed - No Order <input type="checkbox"/> Incorrect Zip Letter Address <input type="checkbox"/> Postage Due		
PAST DUE AMOUNT		CURRENT CHARGES		NET AMOUNT		
0.00		24.00		24.00		
DUE DATE		GROSS AMOUNT		NET AMOUNT		
08/10/09		28.00		24.00		
SERVICE ADDRESS 2634 EASTLAKE BLVD. 0 0 						

moved ANK

TERRENCE EVANS
2634 EASTLAKE BLVD.
9-3
ROBINSONVILLE, MS 38664-

WorkCentre 7232 Transmission Report

G3 10

Date/Time: 09/11/2009: 12:56PM
Page: 1 (Last Page)

Local Name
Logo

Document has been sent.
Document Size 8.5x11"SEF

KWP Utility Company LLC

14680 U. S. Highway 61 North
Tunica Resorts, MS 38664-9707
(662) 363-2117

PWSID 0720026

Fax Cover

TO: Ms Jessie Byrd
Date: 09.11.09
Subject: Newly Revised 2008 CCR

Ms Byrd:

The following seven (7) pages comprise a complete copy of our recently revised Consumer Confidence Report for 2008.

A hard copy is today mailed to your Jackson PO Box 1700.

Thank you again for your assistance.



Ellis Darby

Total Pages Scanned: 8 Total Pages Sent : 8

No. Doc.	Remote Station	Start Time	Duration	Pages	Mode	Contents	Status
1 6414	6018767822	9-11:12:52PM	3m07s	8 / 8	ECM		CP -

Note:
RE: Resend ME: Send to Mailbox BC: Broadcast MP: Multi Polling RV: Remote Service
PG: Polling RB: Relay Broadcast RS: Relay Send BF: Box Fax Forward CP: Completed
SA: Send Again EN: Engaged AS: Auto Send TM: Terminated

2008 CCR Contact Information

Date: 7/20/09

Time: 11:48

PWSID: 720026

System Name: KWP Utility

Lead/Copper Language

MSDH Message re: Radiological Lab

MRDL Violation

Chlorine Residual (MRDL) RAA

Other Violation(s) _____

Will correct report & mail copy marked "**corrected copy**" to MSDH.

Will notify customers of availability of corrected report on next monthly bill.

WILL DO CORRECTED COPY AND NOTIFY CUSTOMERS OF AVAILABLE CORRECTED REPORT **ON WATER BILL** OR LETTER AND SEND US A COPY.

Spoke with Ellis Darby 462 363-2113
(Operator, Owner, Secretary)

9/10/09 4:07 pm
Ellis Darby will fax
corrected copy on 9/11/09

9/10/09
SECOND ATTEMPT