

APPROVED

COVER SHEET

HAYES CREEK WATER ASSOCIATION  
CONSUMER CONFIDENCE REPORT  
JUNE 2009

WELL I. D. NUMBERS

#0490004

#0490016

#0490017

#0490018

#0490019

#0490020

#0490023

COPIES AVAILABLE TO CUSTOMERS AT

Hayes Creek Water Association

703 Summit St.

Winona, Mississippi

Please send me  
whatever you send  
back showing "Approved" —  
I did not receive that  
back last year.

Thanks,  
Ramona Moulder

June 1, 2009

Mr. David Mitchell, Director  
Mississippi State Health Department  
P. O. Box 1700  
Jackson, MS 39215-1700


Dear Mr. Mitchell:

Enclosed you will find a copy of the Customer Confidence Report required by MSDH for I. D. #(s) 0490004, # 0490016, # 0490017, # 0490018, #040019, #0490020, and #0490023 .

We have also enclosed a copy of our bills, with notice to all of our customers, that these reports are available at our office. We also published a copy of ID #0490016, ID #0490019, ID #0490020 & ID #0490023 in the local newspaper—The Winona Times, and have enclosed a “proof of publication”, as required. These four ID numbers have a population over 500.

I hope this is all to your specifications. If I can be of further assistance, please call.

Yours truly,



Ramona Moulder, Secretary  
Hayes Creek Water Association  
703 Summit St.  
Winona, MS 38967

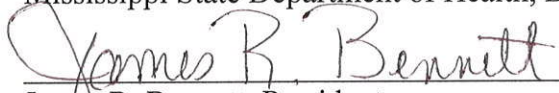
THIS IS TO CERTIFY THAT:

ID #0490004, ID #0490017, ID and #0490018 customers were informed of availability of CCR on our May water bills. Copies of these reports are also on file at the Winona Public Library, and at Hayes Creek Water Association office.

ID #0490016, ID #0490019, ID #0490020 and ID#0490023 customers were informed of availability of CCR on our May water bills, and advertised in our local paper (The Winona Times), as the population of these three ID numbers exceed 500. Copies of these reports are also on file at the Winona Public Library, and at Hayes Creek Water Association office.

CERTIFICATION

I hereby certify that a consumer confidence report (CCR) has been distributed to the customers of this public water system in the form and manner identified above. I further certify that the information included in this CCR is true and correct and is consistent with the water quality monitoring data provided to the public water system officials by the Mississippi State Department of Health, Division of Water Supply.

  
James R. Bennett, President  
Hayes Creek Water Association

6-11, 2009

Deliver payment to:

Hayes Creek Water Assn.  
703 Summit St  
Winona, MS 38967  
662-283-3506

FIRST-CLASS MAIL  
US POSTAGE PAID  
MAILED FROM  
ZIP CODE 38967  
PERMIT # 3

Return this portion with payment

Previous Balance:		0.00
Water	Used: 700	19.50
	Prev: 119300 Pres: 120000	
Sales Tax		1.37
Total New Charges		20.87

**20.87 PAID BY BANK DRAFT**


Billed: 05/27/09

**20.87 PAID BY BANK DRAFT**

Acct# 06260

404 HUNTING CLUB  
SVC:04/15/09-05/13/09 (28 days) Acct# 06260

**CONSUMER CONFIDENCE REPORT AVAILABLE  
AT THE OFFICE.**

  
RT. 1, BOX 148  
GORE SPRINGS MS 99999

System PWS ID#(s) #0490016, #0490017, #0490019, #0490020, and #0490023

Do you purchase water ( ) Yes ( X ) No

If yes, from System Name: \_\_\_\_\_

System ID #: \_\_\_\_\_

Contact person is: Philip Patridge Phone: (662) 283-2161

Regular meetings are scheduled: 2<sup>nd</sup> Monday of every month, at 6 P.M., at Hayes Creek Water Association, 703 Summit St., Winona, MS 38967.

We do not treat with fluoride

Our system did not have any violations in 2008.

Our systems source water assessment program has been completed, and is rated "Lower" susceptibility to contamination.

Person to contact at this system is : Ramona Moulder Phone: (662) 283-3506

Date: 6-11-09

System Name:	Hayes Creek Water Assoc.	Minerva I Well	#0490016
		New Liberty Well	#0490017
		Lodi Well	#0490019
		Alva Well	#0490020
		Minerva II Well	#0490023

Signature: Ramona Moulder  
Ramona Moulder, Secretary

Name of system: Hayes Creek Water Association

System PWS ID#(s) #490004 and #490018

Do you purchase water (X)Yes ( )No

If yes, from System Name: Winona Public Utility

System ID # 490010

Contact person is: Philip Patridge

Phone #: (662) 283-2161

Regular meetings are scheduled: 2<sup>nd</sup> Monday of every month, at 6 P.M., at Hayes  
Creek Water Association Office, 703 Summit St., Winona,  
MS 38967

We do not treat with fluoride.

Our systems did not have any violations in 2008.

Our systems source water assessment program has been completed, and is rated "Lower"  
Susceptibility to contamination.

Person to contact at this system is: Ramona Moulder, Office Manager  
(662) 283-3506

Date: 6-11-09

System Name: Hayes Creek Water Association  
ID # 490004 Mission Rd.

ID #490018 Legion Lake Rd.

Signature: Ramona Moulder  
Ramona Moulder

# BUREAU OF PUBLIC WATER SUPPLY

## CALENDAR YEAR 2008 CONSUMER CONFIDENCE REPORT CERTIFICATION FORM

Hayes Creek Water Assoc  
Public Water Supply Name

490004; 490016; 490017; 490018; 490019; 490020; 490023  
List PWS ID #s for all Water Systems Covered by this CCR

The Federal Safe Drinking Water Act requires each *community* public water system to develop and distribute a consumer confidence report (CCR) to its customers each year. Depending on the population served by the public water system, this CCR must be mailed to the customers, published in a newspaper of local circulation, or provided to the customers upon request.

### Please Answer the Following Questions Regarding the Consumer Confidence Report

- Customers were informed of availability of CCR by: (Attach copy of publication, water bill or other)  
490004 / 490010; 490018 / 490010; + 490017  
 Advertisement in local paper  
 On water bills  
 Other \_\_\_\_\_

Date customers were informed: 6/11/09  
7-1-09

- CCR was distributed by mail or other direct delivery. Specify other direct delivery methods:

Date Mailed/Distributed: 6/14/09

- CCR was published in local newspaper. (Attach copy of published CCR or proof of publication)

490016; 490019; 490029; 490023

Name of Newspaper: The Hattiesburg Times

Date Published: 6/11/09

- CCR was posted in public places. (Attach list of locations)

1 Hayes Creek Water Assoc., Hattiesburg, MS  
2 Hattiesburg Public Library, Hattiesburg, MS

Date Posted: 7/1/09

- CCR was posted on a publicly accessible internet site at the address: www.\_\_\_\_\_

### CERTIFICATION

I hereby certify that a consumer confidence report (CCR) has been distributed to the customers of this public water system in the form and manner identified above. I further certify that the information included in this CCR is true and correct and is consistent with the water quality monitoring data provided to the public water system officials by the Mississippi State Department of Health, Bureau of Public Water Supply.

James R. Bennett President  
Name/Title (President, Mayor, Owner, etc.)

6-11-09  
Date

Mail Completed Form to: Bureau of Public Water Supply/P.O. Box 1700/Jackson, MS 39215  
Phone: 601-576-7518

# PROOF OF PUBLICATION

## THE STATE OF MISSISSIPPI MONTGOMERY COUNTY

Personally came before me, the undersigned authority of law in and for said County and State, Frances Woods, Clerk of **THE WINONA TIMES**, a weekly newspaper published in Winona, Mississippi, and that the publication of the notice, a copy of which is hereto attached, has been made in said paper 1 times, as follows, to wit:

In Volume 127, Number 24, dated 6-4-09

In Volume \_\_\_\_\_, Number \_\_\_\_\_, dated \_\_\_\_\_

In Volume \_\_\_\_\_, Number \_\_\_\_\_, dated \_\_\_\_\_

In Volume \_\_\_\_\_, Number \_\_\_\_\_, dated \_\_\_\_\_

In Volume \_\_\_\_\_, Number \_\_\_\_\_, dated \_\_\_\_\_

In Volume \_\_\_\_\_, Number \_\_\_\_\_, dated \_\_\_\_\_

And affiant further says that the said **WINONA TIMES** is a newspaper as defined and prescribed in Senate Bill No. 203 enacted at the regular session of the Mississippi Legislature of 1948, amending Section 1858, of the Mississippi Code of 1942.

Frances Woods

Clerk

June 11, 2009

Date

Racine K. Howard

Notary Public

Printer's Fee: \$ \_\_\_\_\_

Filed \_\_\_\_\_  
(Date)

Filed \_\_\_\_\_  
(Clerk)



# 2008 Annual Drinking Water Quality Report

## Hayes Creek Water Association

PWS#: 0490004, 0490016, 0490017, 0490018, 0490019, 0490020 & 0490023

May 2009

We're pleased to present to you this year's Annual Quality Water Report. This report is designed to inform you about the quality water and services we deliver to you every day. Our constant goal is to provide you with a safe and dependable supply of drinking water. We want you to understand the efforts we make to continually improve the water treatment process and protect our water resources. We are committed to ensuring the quality of your water. Our water source is from wells drawing from the Lower and Middle Wilcox Aquifer and purchases water from the Town of Winona that has wells drawing from the Meridian Upper Wilcox Aquifer.

The source water assessment has been completed for our public water system to determine the overall susceptibility of its drinking water supply to identified potential sources of contamination. The general susceptibility rankings assigned to each well of this system are provided immediately below. A report containing detailed information on how the susceptibility determinations were made has been furnished to our public water system and is available for viewing upon request. The wells for the Hayes Creek Water Association have received lower susceptibility rankings to contamination.

If you have any questions about this report or concerning your water utility, please contact Ramona Moulder at 662-283-3506. We want our valued customers to be informed about their water utility. If you want to learn more, please attend any of our regularly scheduled meetings. They are held on the second Monday of each month at 6:00 P.M. at the office located at 703 Summit Street, Winona, MS 38967.

We routinely monitor for contaminants in your drinking water according to Federal and State laws. This table below lists all of the drinking water contaminants that we detected during the period of January 1st to December 31st, 2008. In cases where monitoring wasn't required in 2008, the table reflects the most recent results. As water travels over the land or underground, it dissolves naturally occurring minerals and, in some cases, radioactive materials and can pick up substances or contaminants from the presence of animals or from human activity; microbial contaminants, such as viruses and bacteria, that may come from sewage treatment plants, septic systems,

agricultural livestock operations, and wildlife; inorganic contaminants, such as salts and metals, which can be naturally occurring or result from urban storm-water runoff, industrial, or domestic wastewater discharges, oil and gas production, mining, or farming; pesticides and herbicides, which may come from a variety of sources such as agriculture, urban storm-water run off, and residential uses; organic chemical contaminants, including synthetic and volatile organic chemicals, which are by-products of industrial processes and petroleum production, and can also come from gas stations and septic systems; radioactive contaminants, which can be naturally occurring or be the result of oil and gas production and mining activities. In order to ensure that tap water is safe to drink,

EPA prescribes regulations that limit the amount of certain contaminants in water provided by public water systems. All drinking water, including bottled drinking water, may be reasonably expected to contain at least small amounts of some contaminants. It's important to remember that the presence of these constituents does not necessarily pose a health risk. In this table you will find many terms and abbreviations you might not be familiar with. To help you better understand these terms we've provided the following definitions:

**Action Level** - the concentration of a contaminant which, if exceeded, triggers treatment or other requirements which a water system must follow.

**Maximum Contaminant Level (MCL)** - The "Maximum Allowed" (MCL) is the highest level of a contaminant that is allowed in drinking water. MCLs are set as close to the MCLGs as feasible using the best available treatment technology.

**Maximum Contaminant Level Goal (MCLG)** - The "Goal" (MCLG) is the level of a contaminant in drinking water below which there is no known or expected risk to health. MCLGs allow for a margin of safety.

**Parts per million (ppm) or Milligrams per liter (mg/l)** - one part per million corresponds to one minute in two years or a single penny in \$10,000.

**Parts per billion (ppb) or Micrograms per liter** - one part per billion corresponds to one minute in 2,000 years, or a single penny in \$10,000,000.

*Most recent sample. No sample required for 2008*



**PWS ID #: 0490016**

**TEST RESULTS**

**Minerva Well**

Contaminant	Violation Y/N	Date Collected	Level Detected	Range of Detects or # of Samples Exceeding MCL/ACL	Unit Measure -ment	MCLG	MCL	Likely Source of Contamination
<b>Inorganic Contaminants</b>								
10. Barium	N	2005*	.015	No Range	ppm	2	2	Discharge of drilling wastes; discharge from metal refineries; erosion of natural deposits
13. Chromium	N	2005*	3	No Range	ppb	100	100	Discharge from steel and pulp mills; erosion of natural deposits
14. Copper	N	2008	.4	0	ppm	1.3	AL=1.3	Corrosion of household plumbing systems; erosion of natural deposits; leaching from wood preservatives
17. Lead	N	2008	3	0	ppb	0	AL=15	Corrosion of household plumbing systems, erosion of natural deposits
21. Selenium	N	2005*	.6	No Range	ppb	50	50	Discharge from petroleum and metal refineries; erosion of natural deposits; discharge from mines
<b>Disinfection By-Products</b>								
82. TTHM [Total trihalomethanes]	N	2007*	2.15	No Range	ppb	0	80	By-product of drinking water chlorination.
Chlorine	N	2008	1.8	1 - 1.8	ppm	0	MDRL = 4	Water additive used to control microbes

**PWS ID #: 0490020**

**TEST RESULTS**

**Alva Well**

Contaminant	Violation Y/N	Date Collected	Level Detected	Range of Detects or # of Samples Exceeding MCL/ACL	Unit Measure -ment	MCLG	MCL	Likely Source of Contamination
<b>Inorganic Contaminants</b>								
10. Barium	N	2005*	.005	No Range	ppm	2	2	Discharge of drilling wastes; discharge from metal refineries; erosion of natural deposits
13. Chromium	N	2005*	1	No Range	ppb	100	100	Discharge from steel and pulp mills; erosion of natural deposits
14. Copper	N	2008	.2	0	ppm	1.3	AL=1.3	Corrosion of household plumbing systems; erosion of natural deposits; leaching from wood preservatives
17. Lead	N	2008	4	0	ppb	0	AL=15	Corrosion of household plumbing systems, erosion of natural deposits
21. Selenium	N	2005*	.6	No Range	ppb	50	50	Discharge from petroleum and metal refineries; erosion of natural deposits; discharge from mines
<b>Disinfection By-Products</b>								
Chlorine	N	2008	2.5	2 - 2.5	ppm	0	MDRL = 4	Water additive used to control microbes

PWS ID #: 0490019

## TEST RESULTS

Lodi Well

Contaminant	Violation Y/N	Date Collected	Level Detected	Range of Detects or # of Samples Exceeding MCL/ACL	Unit Measurement	MCLG	MCL	Likely Source of Contamination
<b>Inorganic Contaminants</b>								
10. Barium	N	2005*	.063	No Range	Ppm	2	2	Discharge of drilling wastes; discharge from metal refineries; erosion of natural deposits
13. Chromium	N	2005*	1	No Range	ppb	100	100	Discharge from steel and pulp mills; erosion of natural deposits
14. Copper	N	2008	.1	0	ppm	1.3	AL=1.3	Corrosion of household plumbing systems; erosion of natural deposits; leaching from wood preservatives
17. Lead	N	2008	1	0	ppb	0	AL=15	Corrosion of household plumbing systems, erosion of natural deposits
21. Selenium	N	2005*	.6	No Range	ppb	50	50	Discharge from petroleum and metal refineries; erosion of natural deposits; discharge from mines
<b>Disinfection By-Products</b>								
Chlorine	N	2008	2.2	1.9 - 2.2	ppm	0	MDRL = 4	Water additive used to control microbes

PWS ID #: 0490023

## TEST RESULTS

Minerva 2 Well

Contaminant	Violation Y/N	Date Collected	Level Detected	Range of Detects or # of Samples Exceeding MCL/ACL	Unit Measurement	MCLG	MCL	Likely Source of Contamination
<b>Inorganic Contaminants</b>								
10. Barium	N	2005*	.02	No Range	Ppm	2	2	Discharge of drilling wastes; discharge from metal refineries; erosion of natural deposits
13. Chromium	N	2005*	2	No Range	ppb	100	100	Discharge from steel and pulp mills; erosion of natural deposits
14. Copper	N	2007*	.3	0	ppm	1.3	AL=1.3	Corrosion of household plumbing systems; erosion of natural deposits; leaching from wood preservatives
17. Lead	N	2007*	1	0	ppb	0	AL=15	Corrosion of household plumbing systems, erosion of natural deposits
21. Selenium	N	2005*	.9	No Range	ppb	50	50	Discharge from petroleum and metal refineries; erosion of natural deposits; discharge from mines
<b>Disinfection By-Products</b>								
82. TTHM [Total trihalomethanes]	N	2004*	9	No Range	ppb	0	80	By-product of drinking water chlorination.
Chlorine	N	2008	2.1	1.9 - 2.1	ppm	0	MDRL = 4	Water additive used to control microbes

As you can see by the table, our system had no violations. We're proud that your drinking water meets or exceeds all Federal and State requirements. We have learned through our monitoring and testing that some constituents have been detected however the EPA has determined that your water IS SAFE at these levels.

We are required to monitor your drinking water for specific constituents on a monthly basis. Results of regular monitoring are an indicator of whether or not our drinking water meets health standards. Beginning January 1, 2004, the Mississippi State Department of Health (MSDH) required public water systems that use chlorine as a primary disinfectant to monitor/test for chlorine residuals as required by the State 1 Disin-

fection By-Products Rule. We did complete the monitoring requirements for bacteriological sampling that showed no coliform present. In an effort to ensure systems complete all monitoring requirements, MSDH now notifies systems of any missing samples prior to the end of the compliance period.

If present, elevated levels of lead can cause serious health problems, especially for pregnant women and young children. Lead in drinking water is primarily from materials and components associated with service lines and home plumbing. Our Water Association is responsible for providing high quality drinking water, but cannot control the variety of materials used in plumbing components. When your water has been sitting for several hours, you can minimize the potential

for lead exposure by flushing your tap for 30 seconds to 2 minutes before using water for drinking or cooking. If you are concerned about lead in your water, you may wish to have your water tested. Information on lead in drinking water, testing methods, and steps you can take to minimize exposure is available from the Safe Drinking Water Hotline or at <http://www.epa.gov/safewater/lead>. The Mississippi State Department of Health Public Health Laboratory offers lead testing for \$10 per sample. Please contact 601-576-7582 if you wish to have your water tested.

All sources of drinking water are subject to potential contamination by substances that are naturally occurring or man made. These substances can be microbes, inorganic or organic

chemicals and radioactive substances. All drinking water, including bottled water, may reasonably be expected to contain at least small amounts of some contaminants. The presence of contaminants does not necessarily indicate that the water poses a health risk. More information about contaminants and potential health effects can be obtained by calling the Environmental Protection Agency's Safe Drinking Water Hotline at 1-800-426-4791.

Some people may be more vulnerable to contaminants in drinking water than the general population. Immuno-compromised persons such as persons

with cancer undergoing chemotherapy, persons who have undergone organ transplants, people with HIV/AIDS or other immune system disorders, some elderly, and infants can be particularly at risk from infections. These people should seek advice about drinking water from their health care providers. EPA/CDC guidelines on appropriate means to lessen the risk of infection by cryptosporidium and other microbiological contaminants are available from the Safe Drinking Water Hotline 1-800-426-4791.

**\*\*\*\*\*A MESSAGE FROM  
MSDH CONCERNING  
RADIOLOGICAL SAM-**

#### **PLING\*\*\*\*\***

In accordance with the Radionuclides Rule, all community public water supplies were required to sample quarterly for radionuclides beginning January 2007-December 2007. Your public water supply completed sampling by the scheduled deadline; however, during an audit of the Mississippi State Department of Health Radiological Health Laboratory, the Environmental Protection Agency (EPA) suspended analyses and reporting of radiological compliance samples and results until further notice.

2008 Annual Drinking Water Quality Report  
 Hayes Creek Water Association  
 PWS#: 0490004, 0490016, 0490017, 0490018, 0490019, 0490020 & 0490023  
 May 2009

We're pleased to present to you this year's Annual Quality Water Report. This report is designed to inform you about the quality water and services we deliver to you every day. Our constant goal is to provide you with a safe and dependable supply of drinking water. We want you to understand the efforts we make to continually improve the water treatment process and protect our water resources. We are committed to ensuring the quality of your water. Our water source is from wells drawing from the Lower and Middle Wilcox Aquifer and purchases water from the Town of Winona that has wells drawing from the Meridian Upper Wilcox Aquifer.

The source water assessment has been completed for our public water system to determine the overall susceptibility of its drinking water supply to identified potential sources of contamination. The general susceptibility rankings assigned to each well of this system are provided immediately below. A report containing detailed information on how the susceptibility determinations were made has been furnished to our public water system and is available for viewing upon request. The wells for the Hayes Creek Water Association have received lower susceptibility rankings to contamination.

If you have any questions about this report or concerning your water utility, please contact Ramona Moulder at 662-283-3506. We want our valued customers to be informed about their water utility. If you want to learn more, please attend any of our regularly scheduled meetings. They are held on the second Monday of each month at 6:00 PM at the office located at 703 Summit Street, Winona, MS 38967.

We routinely monitor for constituents in your drinking water according to Federal and State laws. This table below lists all of the drinking water contaminants that we detected during for the period of January 1<sup>st</sup> to December 31<sup>st</sup>, 2008. In cases where monitoring wasn't required in 2008, the table reflects the most recent results. As water travels over the surface of land or underground, it dissolves naturally occurring minerals and, in some cases, radioactive materials and can pick up substances or contaminants from the presence of animals or from human activity; microbial contaminants, such as viruses and bacteria, that may come from sewage treatment plants, septic systems, agricultural livestock operations, and wildlife; inorganic contaminants, such as salts and metals, which can be naturally occurring or result from urban storm-water runoff, industrial, or domestic wastewater discharges, oil and gas production, mining, or farming; pesticides and herbicides, which may come from a variety of sources such as agriculture, urban storm-water runoff, and residential uses; organic chemical contaminants, including synthetic and volatile organic chemicals, which are by-products of industrial processes and petroleum production, and can also come from gas stations and septic systems; radioactive contaminants, which can be naturally occurring or be the result of oil and gas production and mining activities. In order to ensure that tap water is safe to drink, EPA prescribes regulations that limit the amount of certain contaminants in water provided by public water systems. All drinking water, including bottled drinking water, may be reasonably expected to contain at least small amounts of some constituents. It's important to remember that the presence of these constituents does not necessarily indicate that the water poses a health risk.

In this table you will find many terms and abbreviations you might not be familiar with. To help you better understand these terms we've provided the following definitions:

**Action Level** - the concentration of a contaminant which, if exceeded, triggers treatment or other requirements which a water system must follow.

**Maximum Contaminant Level (MCL)** - The "Maximum Allowed" (MCL) is the highest level of a contaminant that is allowed in drinking water. MCLs are set as close to the MCLGs as feasible using the best available treatment technology.

**Maximum Contaminant Level Goal (MCLG)** - The "Goal"(MCLG) is the level of a contaminant in drinking water below which there is no known or expected risk to health. MCLGs allow for a margin of safety.

**Parts per million (ppm) or Milligrams per liter (mg/l)** - one part per million corresponds to one minute in two years or a single penny in \$10,000.

**Parts per billion (ppb) or Micrograms per liter (µg/l)** - one part per billion corresponds to one minute in 2,000 years, or a single penny in \$10,000,000.

<b>PWS ID #: 0490004</b>		<b>TEST RESULTS</b>						
Contaminant	Violation Y/N	Date Collected	Level Detected	Range of Detects or # of Samples Exceeding MCL/ACL	Unit Measure -ment	MCLG	MCL	Likely Source of Contamination
<b>Inorganic Contaminants</b>								
10. Barium	N	2005*	.048	No Range	ppm	2	2	Discharge of drilling wastes; discharge from metal refineries; erosion of natural deposits
16. Fluoride	N	2005*	1.069	No Range	ppm	4	4	Erosion of natural deposits; water additive which promotes strong teeth; discharge from fertilizer and aluminum factories
18. Mercury (inorganic)	N	2005*	.2	No Range	ppb	2	2	Erosion of natural deposits; discharge from refineries and factories; runoff from landfills; runoff from cropland
<b>Disinfection By-Products</b>								
82. TTHM [Total trihalomethanes]	N	2008	9.27	No Range	ppb	0	80	By-product of drinking water chlorination.
✓ Chlorine	N	2008	.76	.69 - .76	ppm	0	MDRL = 4	Water additive used to control microbes

**PWS ID #: 0490016****TEST RESULTS**

Contaminant	Violation Y/N	Date Collected	Level Detected	Range of Detects or # of Samples Exceeding MCL/ACL	Unit Measure-ment	MCLG	MCL	Likely Source of Contamination
<b>Inorganic Contaminants</b>								
10. Barium	N	2005*	.015	No Range	ppm	2	2	Discharge of drilling wastes; discharge from metal refineries; erosion of natural deposits
13. Chromium	N	2005*	3	No Range	ppb	100	100	Discharge from steel and pulp mills; erosion of natural deposits
14. Copper	N	2008	.4	0	ppm	1.3	AL=1.3	Corrosion of household plumbing systems; erosion of natural deposits; leaching from wood preservatives
17. Lead	N	2008	3	0	ppb	0	AL=15	Corrosion of household plumbing systems, erosion of natural deposits
21. Selenium	N	2005*	.6	No Range	ppb	50	50	Discharge from petroleum and metal refineries; erosion of natural deposits; discharge from mines
<b>Disinfection By-Products</b>								
82. TTHM [Total trihalomethanes]	N	2007*	2.15	No Range	ppb	0	80	By-product of drinking water chlorination.
Chlorine	N	2008	1.8	1 – 1.8	ppm	0	MDRL = 4	Water additive used to control microbes

**PWS ID #: 0490017****TEST RESULTS**

Contaminant	Violation Y/N	Date Collected	Level Detected	Range of Detects or # of Samples Exceeding MCL/ACL	Unit Measure-ment	MCLG	MCL	Likely Source of Contamination
<b>Inorganic Contaminants</b>								
10. Barium	N	2005*	.022	No Range	ppm	2	2	Discharge of drilling wastes; discharge from metal refineries; erosion of natural deposits
13. Chromium	N	2005*	2	No Range	ppb	100	100	Discharge from steel and pulp mills; erosion of natural deposits
14. Copper	N	2008	.3	0	ppm	1.3	AL=1.3	Corrosion of household plumbing systems; erosion of natural deposits; leaching from wood preservatives
15. Cyanide	N	2005*	19	No Range	ppb	200	200	Discharge from steel/metal factories; discharge from plastic and fertilizer factories
17. Lead	N	2008	2	0	ppb	0	AL=15	Corrosion of household plumbing systems, erosion of natural deposits
21. Selenium	N	2005*	6	No Range	ppb	50	50	Discharge from petroleum and metal refineries; erosion of natural deposits; discharge from mines
<b>Disinfection By-Products</b>								
81. HAA5	N	2005*	1	No Range	ppb	0	60	By-Product of drinking water disinfection.
82. TTHM [Total trihalomethanes]	N	2006*	8.14	No Range	ppb	0	80	By-product of drinking water chlorination.
Chlorine	N	2008	2	1 - 2	ppm	0	MDRL = 4	Water additive used to control microbes

**PWS ID #: 0490018****TEST RESULTS**

Contaminant	Violation Y/N	Date Collected	Level Detected	Range of Detects or # of Samples Exceeding MCL/ACL	Unit Measure-ment	MCLG	MCL	Likely Source of Contamination
<b>Inorganic Contaminants</b>								
10. Barium	N	2005*	.048	No Range	ppm	2	2	Discharge of drilling wastes; discharge from metal refineries; erosion of natural deposits
16. Fluoride	N	2005*	1.069	No Range	ppm	4	4	Erosion of natural deposits; water additive which promotes strong teeth; discharge from fertilizer and aluminum factories
18. Mercury (inorganic)	N	2005*	.2	No Range	ppb	2	2	Erosion of natural deposits; discharge from refineries and factories; runoff from landfills; runoff from cropland
<b>Disinfection By-Products</b>								
82. TTHM [Total trihalomethanes]	N	2008	6.24	No Range	ppb	0	80	By-product of drinking water chlorination.
Chlorine	N	2008	.76	.69 - .76	ppm	0	MDRL = 4	Water additive used to control microbes

**PWS ID #: 0490019****TEST RESULTS**

Contaminant	Violation Y/N	Date Collected	Level Detected	Range of Detects or # of Samples Exceeding MCL/ACL	Unit Measure-ment	MCLG	MCL	Likely Source of Contamination
<b>Inorganic Contaminants</b>								
10. Barium	N	2005*	.063	No Range	Ppm	2	2	Discharge of drilling wastes; discharge from metal refineries; erosion of natural deposits
13. Chromium	N	2005*	1	No Range	ppb	100	100	Discharge from steel and pulp mills; erosion of natural deposits
14. Copper	N	2008	.1	0	ppm	1.3	AL=1.3	Corrosion of household plumbing systems; erosion of natural deposits; leaching from wood preservatives
17. Lead	N	2008	1	0	ppb	0	AL=15	Corrosion of household plumbing systems, erosion of natural deposits
21. Selenium	N	2005*	.6	No Range	ppb	50	50	Discharge from petroleum and metal refineries; erosion of natural deposits; discharge from mines
<b>Disinfection By-Products</b>								
Chlorine	N	2008	2.2	1.9 -- 2.2	ppm	0	MDRL = 4	Water additive used to control microbes

**PWS ID #: 0490020****TEST RESULTS**

Contaminant	Violation Y/N	Date Collected	Level Detected	Range of Detects or # of Samples Exceeding MCL/ACL	Unit Measure-ment	MCLG	MCL	Likely Source of Contamination
-------------	---------------	----------------	----------------	--	-------------------	------	-----	--------------------------------

<b>Inorganic Contaminants</b>								
10. Barium	N	2005*	.005	No Range	ppm	2	2	Discharge of drilling wastes; discharge from metal refineries; erosion of natural deposits
13. Chromium	N	2005*	1	No Range	ppb	100	100	Discharge from steel and pulp mills; erosion of natural deposits
14. Copper	N	2008	.2	0	ppm	1.3	AL=1.3	Corrosion of household plumbing systems; erosion of natural deposits; leaching from wood preservatives
17. Lead	N	2008	4	0	ppb	0	AL=15	Corrosion of household plumbing systems, erosion of natural deposits
21. Selenium	N	2005*	.6	No Range	ppb	50	50	Discharge from petroleum and metal refineries; erosion of natural deposits; discharge from mines

<b>Disinfection By-Products</b>								
Chlorine	N	2008	2.5	2 – 2.5	ppm	0	MDRL = 4	Water additive used to control microbes

<b>PWS ID #: 0490023 TEST RESULTS</b>								
Contaminant	Violation Y/N	Date Collected	Level Detected	Range of Detects or # of Samples Exceeding MCL/ACL	Unit Measure -ment	MCLG	MCL	Likely Source of Contamination

<b>Inorganic Contaminants</b>								
10. Barium	N	2005*	.02	No Range	Ppm	2	2	Discharge of drilling wastes; discharge from metal refineries; erosion of natural deposits
13. Chromium	N	2005*	2	No Range	ppb	100	100	Discharge from steel and pulp mills; erosion of natural deposits
14. Copper	N	2007*	.3	0	ppm	1.3	AL=1.3	Corrosion of household plumbing systems; erosion of natural deposits; leaching from wood preservatives
17. Lead	N	2007*	1	0	ppb	0	AL=15	Corrosion of household plumbing systems, erosion of natural deposits
21. Selenium	N	2005*	.9	No Range	ppb	50	50	Discharge from petroleum and metal refineries; erosion of natural deposits; discharge from mines

<b>Disinfection By-Products</b>								
82. THM [Total trihalomethanes]	N	2004*	9	No Range	ppb	0	80	By-product of drinking water chlorination.
Chlorine	N	2008	2.1	1.9 – 2.1	ppm	0	MDRL = 4	Water additive used to control microbes

\* Most recent sample. No sample required for 2008.

As you can see by the table, our system had no violations. We're proud that your drinking water meets or exceeds all Federal and State requirements. We have learned through our monitoring and testing that some constituents have been detected however the EPA has determined that your water IS SAFE at these levels.

We are required to monitor your drinking water for specific constituents on a monthly basis. Results of regular monitoring are an indicator of whether or not our drinking water meets health standards. Beginning January 1, 2004, the Mississippi State Department of Health (MSDH) required public water systems that use chlorine as a primary disinfectant to monitor/test for chlorine residuals as required by the Stage 1 Disinfection By-Products Rule. We did complete the monitoring requirements for bacteriological sampling that showed no coliform present. In an effort to ensure systems complete all monitoring requirements, MSDH now notifies systems of any missing samples prior to the end of the compliance period.

If present, elevated levels of lead can cause serious health problems, especially for pregnant women and young children. Lead in drinking water is primarily from materials and components associated with service lines and home plumbing. Our Water Association is responsible for providing high quality drinking water, but cannot control the variety of materials used in plumbing components. When your water has been sitting for several hours, you can minimize the potential for lead exposure by flushing your tap for 30 seconds to 2 minutes before using water for drinking or cooking. If you are concerned about lead in your water, you may wish to have your water tested. Information on lead in drinking water, testing methods, and steps you can take to minimize exposure is available from the Safe Drinking Water Hotline or at <http://www.epa.gov/safewater/lead>. The Mississippi State Department of Health Public Health Laboratory offers lead testing for \$10 per sample. Please contact 601.576.7582 if you wish to have your water tested.

All sources of drinking water are subject to potential contamination by substances that are naturally occurring or man made. These substances can be microbes, inorganic or organic chemicals and radioactive substances. All drinking water, including bottled water, may reasonably be expected to contain at least small amounts of some contaminants. The presence of contaminants does not necessarily indicate that the water poses a health risk. More information about contaminants and potential health effects can be obtained by calling the Environmental Protection Agency's Safe Drinking Water Hotline at 1-800-426-4791.

Some people may be more vulnerable to contaminants in drinking water than the general population. Immuno-compromised persons such as persons with cancer undergoing chemotherapy, persons who have undergone organ transplants, people with HIV/AIDS or other immune system disorders, some elderly, and infants can be particularly at risk from infections. These people should seek advice about drinking water from their health care providers. EPA/CDC guidelines on appropriate means to lessen the risk of infection by cryptosporidium and other microbiological contaminants are available from the Safe Drinking Water Hotline 1-800-426-4791.

**\*\*\*\*\*A MESSAGE FROM MSDH CONCERNING RADIOLOGICAL SAMPLING\*\*\*\*\***

In accordance with the Radionuclides Rule, all community public water supplies were required to sample quarterly for radionuclides beginning January 2007 - December 2007. Your public water supply completed sampling by the scheduled deadline; however, during an audit of the Mississippi State Department of Health Radiological Health Laboratory, the Environmental Protection Agency (EPA) suspended analyses and reporting of radiological compliance samples and results until further notice.

Although this was not the result of inaction by the public water supply, MSDH was required to issue a violation. The Bureau of Public Water Supply is taking action to resolve this issue as quickly as possible. If you have any questions, please contact Melissa Parker, Deputy Director, Bureau of Public Water Supply, at 601.576.7518.

The Hayes Creek Water Association works around the clock to provide top quality water to every tap. We ask that all our customers help us protect our water sources, which are the heart of our community, our way of life and our children's future.