

APPROVED

BUREAU OF PUBLIC WATER SUPPLY
CALENDAR YEAR 2008 CONSUMER CONFIDENCE REPORT
CERTIFICATION FORM

SPARTA WATER ASSOCIATION
Public Water Supply Name

0090010
List PWS ID #s for all Water Systems Covered by this CCR

The Federal Safe Drinking Water Act requires each *community* public water system to develop and distribute a consumer confidence report (CCR) to its customers each year. Depending on the population served by the public water system, this CCR must be mailed to the customers, published in a newspaper of local circulation, or provided to the customers upon request.

Please Answer the Following Questions Regarding the Consumer Confidence Report

- Customers were informed of availability of CCR by: *(Attach copy of publication, water bill or other)*
 - Advertisement in local paper
 - On water bills
 - Other _____

Date customers were informed: / /

- CCR was distributed by mail or other direct delivery. Specify other direct delivery methods:

Date Mailed/Distributed: / /

- CCR was published in local newspaper. *(Attach copy of published CCR or proof of publication)*

Name of Newspaper: Chickasaw Journal

Date Published: 06/24/09

- CCR was posted in public places. *(Attach list of locations)*

Date Posted: / /

- CCR was posted on a publicly accessible internet site at the address: www. _____

CERTIFICATION

I hereby certify that a consumer confidence report (CCR) has been distributed to the customers of this public water system in the form and manner identified above. I further certify that the information included in this CCR is true and correct and is consistent with the water quality monitoring data provided to the public water system officials by the Mississippi State Department of Health, Bureau of Public Water Supply.

Robert B Wilson PRES
Name/Title (President, Mayor, Owner, etc.)


6-22-09
Date

PROOF OF PUBLICATION


THE STATE OF MISSISSIPPI
COUNTY CHICKASAW


Before the undersigned authority of said county and state, personally appeared before Lisa K. Vandy clerk of a public newspaper published in the City of Houston, County of Chickasaw, State of Mississippi, called the Chickasaw Journal & Times-Post, who, being duly sworn, doth depose and say that the publication of the notice hereto affixed has been made in said paper for 1 consecutive weeks, to-wit:

- Vol. 103 No. 33, on the 24 day of June, 2009
- Vol. No. , on the day of , 2009
- Vol. No. , on the day of , 2009
- Vol. No. , on the day of , 2009
- Vol. No. , on the day of , 2009


Legal Ad Clerk

Sworn to and subscribed to this the 24 day of June, 2009 before me, the undersigned Notary Public of said County of Chickasaw.

By: 
Notary Public



Printer's Fee: 178.50

Annual Drinking Water Quality Report

Sparta Water Association
PWS ID# 0090010
June 2009

Is my water safe?

Last year, as in years past, your tap water met all U.S. Environmental Protection Agency (EPA) and state drinking water health standards. Sparta Water vigilantly safeguards its water supplies and once again we are proud to report that our system has not violated a maximum contaminant level or any other water quality standard.

Do I need to take special precautions?

Some people may be more vulnerable to contaminants in drinking water than the general population. Immuno-compromised persons such as persons with cancer undergoing chemotherapy, persons who have undergone organ transplants, people with HIV/AIDS or other immune system disorders, some elderly, and infants can be particularly at risk from infections. These people should seek advice about drinking water from their health care providers. EPA/Centers for Disease Control (CDC) guidelines on appropriate means to lessen the risk of infection by Cryptosporidium and other microbial contaminants are available from the Safe Water Drinking Hotline (800-426-4791).

Where does my water come from?

Our water source is groundwater, and our wells draw from the Eutaw Formation.

Source water assessment and its availability

Our source water assessment has been conducted and is available for public review and we are pleased to report that our drinking water meets all federal and state requirements. To receive copies please contact Sparta Water Association.

Why are there contaminants in my drinking water?

Drinking water, including bottled water, may reasonably be expected to contain at least small amounts of some contaminants. The presence of contaminants does not necessarily indicate that water poses a health risk. More information about contaminants and potential health effects can be obtained by calling the Environmental Protection Agency's (EPA) Safe Drinking Water Hotline (800-426-4791). The sources of drinking water (both tap water and bottled water) include rivers, lakes, streams, ponds, reservoirs, springs, and wells. As water travels over the surface of the land or through the ground, it dissolves naturally occurring minerals and, in some cases, radioactive material, and can pick up substances resulting from the presence of animals or from human activity:

microbial contaminants, such as viruses and bacteria, that may come from sewage treatment plants, septic systems, agricultural livestock operations, and wildlife; inorganic contaminants, such as salts and metals, which can be naturally occurring or result from urban stormwater runoff, industrial, or domestic wastewater discharges, oil and gas production, mining, or farming; pesticides and herbicides, which may come from a variety of sources such as agriculture, urban stormwater runoff, and residential uses; organic Chemical Contaminants, including synthetic and volatile organic chemicals, which are by-products of industrial processes and petroleum production, and can also come from gas stations, urban stormwater runoff, and septic systems; and radioactive contaminants, which can be naturally occurring or be the result of oil and gas production and mining activities. In order to ensure that tap water is safe to drink, EPA prescribes regulations that limit the amount of certain contaminants in water provided by public water systems. Food and Drug Administration (FDA) regulations establish limits for contaminants in bottled water which must provide the same protection for public health.

RECEIVED - WATER SUPPLY
2009 JUN 29 AM 9: 58

How can I get involved?

If you have any questions about this report or concerning your water utility, please contact Barry Dendy at 662-456-2910. We want our valued customers to be informed about their water utility. If you want to learn more, please attend any of our regularly scheduled meetings. They are held every other month on the 3rd Thursday at the Sparta Water Department at 608 CR 83, at 7:00 pm.

*******A MESSAGE FROM MSDH CONCERNING RADIOLOGICAL SAMPLING*******

In accordance with the Radionuclides Rule, all community public water supplies were required to sample quarterly for radionuclides beginning January 2007 – December 2007. Your public water supply completed sampling by the scheduled deadline; however, during an audit of the Mississippi State Department of Health Radiological Health Laboratory, the Environmental Protection Agency (EPA) suspended analyses and reporting of radiological compliance samples and results until further notice.

Although this was not the result of inaction by the public water supply, MSDH was required to issue a violation. The Bureau of Public Water Supply is taking action to resolve this issue as quickly as possible. If you have any questions, please contact Melissa Parker, Deputy Director, Bureau of Public Water Supply, at 601-576-7518.

Additional Information for Lead

If present, elevated levels of lead can cause serious health problems, especially for pregnant women and young children. Lead in drinking water is primarily from materials and components associated with service lines and home plumbing. Sparta Water Association is responsible for providing high quality drinking water, but cannot control the variety of materials used in plumbing components. When your water has been sitting for several hours, you can minimize the potential for lead exposure by flushing your tap for 30 seconds to 2 minutes before using water for drinking or cooking. If you are concerned about lead in your water, you may wish to have your water tested. Information on lead in drinking water, testing methods, and steps you can take to minimize exposure is available from the Safe Drinking Water Hotline or at <http://www.epa.gov/safewater/lead>.

Water Quality Data Table

The table below lists all of the drinking water contaminants that we detected during the calendar year of this report. The presence of contaminants in the water does not necessarily indicate that the water poses a health risk. Unless otherwise noted, the data presented in this table is from testing done in the calendar year of the report. The EPA or the State requires us to monitor for certain contaminants less than once per year because the concentrations of these contaminants do not change frequently.

<u>Contaminants</u>	<u>MCLG or MRDLG</u>	<u>MCL, TT, or MRDL</u>	<u>Your Water</u>	<u>Range Low High</u>	<u>Sample Date</u>	<u>Violation</u>	<u>Typical Source</u>
Disinfectants & Disinfection By-Products							
(There is convincing evidence that addition of a disinfectant is necessary for control of microbial contaminants.)							
TTHMs [Total Trihalomethanes] (ppb)	NA	80	4	NA	2008	No	By-product of drinking water disinfection
Inorganic Contaminants							

Antimony (ppb)	6	6	0.5	0.5	0.5	2008	No	Discharge from petroleum refineries; fire retardants; ceramics; electronics; solder; test addition.
Arsenic (ppb)	0	10	0.712	0.5	0.712	2008	No	Erosion of natural deposits; Runoff from orchards; Runoff from glass and electronics production wastes
Barium (ppm)	2	2	0.05861	0.04 5554	0.058 61	2008	No	Discharge of drilling wastes; Discharge from metal refineries; Erosion of natural deposits
Beryllium (ppb)	4	4	0.1	0.1	0.1	2008	No	Discharge from metal refineries and coal-burning factories; Discharge from electrical, aerospace, and defense industries
Cadmium (ppb)	5	5	0.1	0.1	0.1	2008	No	Corrosion of galvanized pipes; Erosion of natural deposits; Discharge from metal refineries; runoff from waste batteries and paints
Chromium (ppb)	100	100	0.5	0.5	0.5	2008	No	Discharge from steel and pulp mills; Erosion of natural deposits
Cyanide [as Free Cn] (ppb)	200	200	5	5	5	2008	No	Discharge from plastic and fertilizer factories; Discharge from steel/metal factories
Fluoride (ppm)	4	4	0.428	0.37	0.428	2008	No	Erosion of natural deposits; Water additive which promotes strong teeth; Discharge from fertilizer and aluminum factories
Mercury [Inorganic] (ppb)	2	2	0.2	0.2	0.2	2008	No	Erosion of natural deposits; Discharge from refineries and factories; Runoff from landfills; Runoff from cropland
Nitrate [measured as Nitrogen] (ppm)	10	10	0.08	0.08	0.08	2008	No	Runoff from fertilizer use; Leaching from septic tanks, sewage; Erosion of natural deposits
Nitrite [measured as Nitrogen] (ppm)	1	1	0.11	0.02	0.11	2008	No	Runoff from fertilizer use; Leaching from septic tanks, sewage; Erosion of natural deposits
Selenium (ppb)	50	50	3.198	0.62 2	3.198	2008	No	Discharge from petroleum and metal refineries; Erosion of natural deposits; Discharge from mines
Thallium (ppb)	0.5	2	0.5	0.5	0.5	2008	No	Discharge from electronics, glass, and Leaching from ore-processing sites; drug factories
Volatile Organic Contaminants								
1,1,1-Trichloroethane (ppb)	200	200	0.5	0.5	0.5	2008	No	Discharge from metal degreasing sites and other factories

1,1,2-Trichloroethane (ppb)	3	5	0.5	0.5	0.5	2008	No	Discharge from industrial chemical factories
1,1-Dichloroethylene (ppb)	7	7	0.5	0.5	0.5	2008	No	Discharge from industrial chemical factories
1,2,4-Trichlorobenzene (ppb)	70	70	0.5	0.5	0.5	2008	No	Discharge from textile-finishing factories
1,2-Dichloroethane (ppb)	0	5	0.5	0.5	0.5	2008	No	Discharge from industrial chemical factories
1,2-Dichloropropane (ppb)	0	5	0.5	0.5	0.5	2008	No	Discharge from industrial chemical factories
Benzene (ppb)	0	5	0.5	0.5	0.5	2008	No	Discharge from factories; Leaching from gas storage tanks and landfills
Carbon Tetrachloride (ppb)	0	5	0.5	0.5	0.5	2008	No	Discharge from chemical plants and other industrial activities
cis-1,2-Dichloroethylene (ppb)	70	70	0.5	0.5	0.5	2008	No	Discharge from industrial chemical factories
Dichloromethane (ppb)	0	5	0.5	0.5	0.5	2008	No	Discharge from pharmaceutical and chemical factories
Ethylbenzene (ppb)	700	700	0.5	0.5	0.5	2008	No	Discharge from petroleum refineries
o-Dichlorobenzene (ppb)	600	600	0.5	0.5	0.5	2008	No	Discharge from industrial chemical factories
p-Dichlorobenzene (ppb)	75	75	0.5	0.5	0.5	2008	No	Discharge from industrial chemical factories
Styrene (ppb)	100	100	0.5	0.5	0.5	2008	No	Discharge from rubber and plastic factories; Leaching from landfills
Tetrachloroethylene (ppb)	0	5	0.5	0.5	0.5	2008	No	Discharge from factories and dry cleaners
Toluene (ppm)	1	1	0.0005	0.0005	0.0005	2008	No	Discharge from petroleum factories
trans-1,2-Dichloroethylene (ppb)	100	100	0.5	0.5	0.5	2008	No	Discharge from industrial chemical factories
Trichloroethylene (ppb)	0	5	0.5	0.5	0.5	2008	No	Discharge from metal degreasing sites and other factories
Vinyl Chloride (ppb)	0	2	0.5	0.5	0.5	2008	No	Leaching from PVC piping; Discharge from plastics factories
Xylenes (ppm)	10	10	0.0005	0.0005	0.0005	2008	No	Discharge from petroleum factories; Discharge from chemical factories

<u>Contaminants</u>	<u>MCLG</u>	<u>AL</u>	<u>Your Water</u>	<u>Sample Date</u>	<u># Samples Exceeding AL</u>	<u>Exceeds AL</u>	<u>Typical Source</u>
Inorganic Contaminants							
Copper - action level at consumer taps (ppm)	1.3	1.3	0.1	2007	0	No	Corrosion of household plumbing systems; Erosion of natural deposits
Lead - action level at consumer taps (ppb)	0	15	4	2007	0	No	Corrosion of household plumbing systems; Erosion of natural deposits

Additional Contaminants

In an effort to insure the safest water possible the State has required us to monitor some contaminants not required by Federal regulations. Of those contaminants only the ones listed below were found in your water.

Contaminants	State MCL	Your Water	Violation	Explanation and Comment
Monochlorobenzene	100 ppb	0.5 ppb	No	

Undetected Contaminants

The following contaminants were monitored for, but not detected, in your water.

Contaminants	MCLG or MRDLG	MCL or MRDL	Your Water	Violation	Typical Source
Disinfectants & Disinfection By-Products					
Haloacetic Acids (HAA5) (ppb)	NA	60	ND	No	By-product of drinking water chlorination

Unit Descriptions	
Term	Definition
ppm	ppm: parts per million, or milligrams per liter (mg/L)
ppb	ppb: parts per billion, or micrograms per liter (µg/L)
NA	NA: not applicable
ND	ND: Not detected
NR	NR: Monitoring not required, but recommended.

Important Drinking Water Definitions	
Term	Definition
MCLG	MCLG: Maximum Contaminant Level Goal: The level of a contaminant in drinking water below which there is no known or expected risk to health. MCLGs allow for a margin of safety.
MCL	MCL: Maximum Contaminant Level: The highest level of a contaminant that is allowed in drinking water. MCLs are set as close to the MCLGs as feasible using the best available treatment technology.
TT	TT: Treatment Technique: A required process intended to reduce the level of a contaminant in drinking water.
AL	AL: Action Level: The concentration of a contaminant which, if exceeded, triggers treatment or other requirements which a water system must follow.
Variances and Exemptions	Variances and Exemptions: State or EPA permission not to meet an MCL or a treatment technique under certain conditions.
MRDLG	MRDLG: Maximum residual disinfection level goal. The level of a drinking water disinfectant below which there is no known or expected risk to health. MRDLGs do not reflect the benefits of the use of disinfectants to control microbial contaminants.
MRDL	MRDL: Maximum residual disinfectant level. The highest level of a disinfectant allowed in drinking water. There is convincing evidence that addition of a disinfectant is necessary for control of microbial contaminants.
MNR	MNR: Monitored Not Regulated
MPL	MPL: State Assigned Maximum Permissible Level

For more information please contact:

Barry H. Dendy
 280 CR 419
 Woodland, MS 39776
 Phone: 662-456-2910
 Fax: 662-456-2144

BUREAU OF PUBLIC WATER SUPPLY

**CALENDAR YEAR 2008 CONSUMER CONFIDENCE REPORT
CERTIFICATION FORM**

SPARTA WATER ASSOCIATION
Public Water Supply Name

090010
List PWS ID #s for all Water Systems Covered by this CCR

The Federal Safe Drinking Water Act requires each *community* public water system to develop and distribute a consumer confidence report (CCR) to its customers each year. Depending on the population served by the public water system, this CCR must be mailed to the customers, published in a newspaper of local circulation, or provided to the customers upon request.

Please Answer the Following Questions Regarding the Consumer Confidence Report

- Customers were informed of availability of CCR by: *(Attach copy of publication, water bill or other)*
 - Advertisement in local paper
 - On water bills
 - Other _____

Date customers were informed: / /

- CCR was distributed by mail or other direct delivery. Specify other direct delivery methods:

Date Mailed/Distributed: / /

- CCR was published in local newspaper. *(Attach copy of published CCR or proof of publication)*

Name of Newspaper: Chickasaw Journal

Date Published: 06/24/09

- CCR was posted in public places. *(Attach list of locations)*

Date Posted: / /

- CCR was posted on a publicly accessible internet site at the address: www. _____

CERTIFICATION

I hereby certify that a consumer confidence report (CCR) has been distributed to the customers of this public water system in the form and manner identified above. I further certify that the information included in this CCR is true and correct and is consistent with the water quality monitoring data provided to the public water system officials by the Mississippi State Department of Health, Bureau of Public Water Supply.

Robert B. Wilson PRES.
Name/Title (President, Mayor, Owner, etc.)

6-22-09
Date

Mail Completed Form to: Bureau of Public Water Supply/P.O. Box 1700/Jackson, MS 39215
Phone: 601-576-7518

Annual Drinking Water Quality Report

Sparta Water Association

PWS ID# 0090010

June 2009

Is my water safe?

Last year, as in years past, your tap water met all U.S. Environmental Protection Agency (EPA) and state drinking water health standards. Sparta Water vigilantly safeguards its water supplies and once again we are proud to report that our system has not violated a maximum contaminant level or any other water quality standard.

Do I need to take special precautions?

Some people may be more vulnerable to contaminants in drinking water than the general population. Immuno-compromised persons such as persons with cancer undergoing chemotherapy, persons who have undergone organ transplants, people with HIV/AIDS or other immune system disorders, some elderly, and infants can be particularly at risk from infections. These people should seek advice about drinking water from their health care providers. EPA/Centers for Disease Control (CDC) guidelines on appropriate means to lessen the risk of infection by *Cryptosporidium* and other microbial contaminants are available from the Safe Water Drinking Hotline (800-426-4791).

Where does my water come from?

Our water source is groundwater, and our wells draw from the Eutaw Formation.

Source water assessment and its availability

Our source water assessment has been conducted and is available for public review and we are pleased to report that our drinking water meets all federal and state requirements. To receive copies please contact Sparta Water Association.

Why are there contaminants in my drinking water?

Drinking water, including bottled water, may reasonably be expected to contain at least small amounts of some contaminants. The presence of contaminants does not necessarily indicate that water poses a health risk. More information about contaminants and potential health effects can be obtained by calling the Environmental Protection Agency's (EPA) Safe Drinking Water Hotline (800-426-4791). The sources of drinking water (both tap water and bottled water) include rivers, lakes, streams, ponds, reservoirs, springs, and wells. As water travels over the surface of the land or through the ground, it dissolves naturally occurring minerals and, in some cases, radioactive material, and can pick up substances resulting from the presence of animals or from human activity:

microbial contaminants, such as viruses and bacteria, that may come from sewage treatment plants, septic systems, agricultural livestock operations, and wildlife; inorganic contaminants, such as salts and metals, which can be naturally occurring or result from urban stormwater runoff, industrial, or domestic wastewater discharges, oil and gas production, mining, or farming; pesticides and herbicides, which may come from a variety of sources such as agriculture, urban stormwater runoff, and residential uses; organic Chemical Contaminants, including synthetic and volatile organic chemicals, which are by-products of industrial processes and petroleum production, and can also come from gas stations, urban stormwater runoff, and septic systems; and radioactive contaminants, which can be naturally occurring or be the result of oil and gas production and mining activities. In order to ensure that tap water is safe to drink, EPA prescribes regulations that limit the amount of certain contaminants in water provided by public water systems. Food and Drug Administration (FDA) regulations establish limits for contaminants in bottled water which must provide the same protection for public health.

How can I get involved?

If you have any questions about this report or concerning your water utility, please contact Barry Dendy at 662-456-2910. We want our valued customers to be informed about their water utility. If you want to learn more, please attend any of our regularly scheduled meetings. They are held every other month on the 3rd Thursday at the Sparta Water Department at 608 CR 83, at 7:00 pm.

*****A MESSAGE FROM MSDH CONCERNING RADIOLOGICAL SAMPLING*****

In accordance with the Radionuclides Rule, all community public water supplies were required to sample quarterly for radionuclides beginning January 2007 - December 2007. Your public water supply completed sampling by the scheduled deadline; however, during an audit of the Mississippi State Department of Health Radiological Health Laboratory, the Environmental Protection Agency (EPA) suspended analyses and reporting of radiological compliance samples and results until further notice.

Although this was not the result of inaction by the public water supply, MSDH was required to issue a violation. The Bureau of Public Water Supply is taking action to resolve this issue as quickly as possible. If you have any questions, please contact Melissa Parker, Deputy Director, Bureau of Public Water Supply, at 601-576-7518.

Additional Information for Lead

If present, elevated levels of lead can cause serious health problems, especially for pregnant women and young children. Lead in drinking water is primarily from materials and components associated with service lines and home plumbing. Sparta Water Association is responsible for providing high quality drinking water, but cannot control the variety of materials used in plumbing components. When your water has been sitting for several hours, you can minimize the potential for lead exposure by flushing your tap for 30 seconds to 2 minutes before using water for drinking or cooking. If you are concerned about lead in your water, you may wish to have your water tested. Information on lead in drinking water, testing methods, and steps you can take to minimize exposure is available from the Safe Drinking Water Hotline or at <http://www.epa.gov/safewater/lead>.

Water Quality Data Table

The table below lists all of the drinking water contaminants that we detected during the calendar year of this report. The presence of contaminants in the water does not necessarily indicate that the water poses a health risk. Unless otherwise noted, the data presented in this table is from testing done in the calendar year of the report. The EPA or the State requires us to monitor for certain contaminants less than once per year because the concentrations of these contaminants do not change frequently.

Contaminants	MCLG or MRLDL	MCL TT, or MRLDL	Your Water	Range Low High	Sample Date	Violation	Typical Source
Disinfectants & Disinfection By-Products							
(There is convincing evidence that addition of disinfectants is necessary for control of microbial contaminants.)							
TTHMs [Total Trihalomethanes] (ppb)	NA	80	4	NA	2008	No	By-product of drinking water disinfection
Inorganic Contaminants							

Antimony (ppb)	6	6	0.5	0.5	0.5	2008	No	Discharge from petroleum refineries; fire retardants; ceramics; electronics; solder; test addition.
Arsenic (ppb)	0	10	0.712	0.5	0.712	2008	No	Erosion of natural deposits; Runoff from orchards; Runoff from glass and electronics production wastes
Barium (ppm)	2	2	0.05861	0.04 5554	0.058 61	2008	No	Discharge of drilling wastes; Discharge from metal refineries; Erosion of natural deposits
Beryllium (ppb)	4	4	0.1	0.1	0.1	2008	No	Discharge from metal refineries and coal-burning factories; Discharge from electrical, aerospace, and defense industries
Cadmium (ppb)	5	5	0.1	0.1	0.1	2008	No	Corrosion of galvanized pipes; Erosion of natural deposits; Discharge from metal refineries; runoff from waste batteries and paints
Chromium (ppb)	100	100	0.5	0.5	0.5	2008	No	Discharge from steel and pulp mills; Erosion of natural deposits
Cyanide [as Free Cn] (ppb)	200	200	5	5	5	2008	No	Discharge from plastic and fertilizer factories; Discharge from steel/metal factories
Fluoride (ppm)	4	4	0.428	0.37	0.428	2008	No	Erosion of natural deposits; Water additive which promotes strong teeth; Discharge from fertilizer and aluminum factories
Mercury [Inorganic] (ppb)	2	2	0.2	0.2	0.2	2008	No	Erosion of natural deposits; Discharge from refineries and factories; Runoff from landfills; Runoff from cropland
Nitrate [measured as Nitrogen] (ppm)	10	10	0.08	0.08	0.08	2008	No	Runoff from fertilizer use; Leaching from septic tanks, sewage; Erosion of natural deposits
Nitrite [measured as Nitrogen] (ppm)	1	1	0.11	0.02	0.11	2008	No	Runoff from fertilizer use; Leaching from septic tanks, sewage; Erosion of natural deposits
Selenium (ppb)	50	50	3.198	0.62 2	3.198	2008	No	Discharge from petroleum and metal refineries; Erosion of natural deposits; Discharge from mines
Thallium (ppb)	0.5	2	0.5	0.5	0.5	2008	No	Discharge from electronics, glass, and Leaching from ore-processing sites; drug factories
Volatile Organic Contaminants								
1,1,1-Trichloroethane (ppb)	200	200	0.5	0.5	0.5	2008	No	Discharge from metal degreasing sites and other factories

1,1,2-Trichloroethane (ppb)	3	5	0.5	0.5	0.5	2008	No	Discharge from industrial chemical factories
1,1-Dichloroethylene (ppb)	7	7	0.5	0.5	0.5	2008	No	Discharge from industrial chemical factories
1,2,4-Trichlorobenzene (ppb)	70	70	0.5	0.5	0.5	2008	No	Discharge from textile-finishing factories
1,2-Dichloroethane (ppb)	0	5	0.5	0.5	0.5	2008	No	Discharge from industrial chemical factories
1,2-Dichloropropane (ppb)	0	5	0.5	0.5	0.5	2008	No	Discharge from industrial chemical factories
Benzene (ppb)	0	5	0.5	0.5	0.5	2008	No	Discharge from factories; Leaching from gas storage tanks and landfills
Carbon Tetrachloride (ppb)	0	5	0.5	0.5	0.5	2008	No	Discharge from chemical plants and other industrial activities
cis-1,2-Dichloroethylene (ppb)	70	70	0.5	0.5	0.5	2008	No	Discharge from industrial chemical factories
Dichloromethane (ppb)	0	5	0.5	0.5	0.5	2008	No	Discharge from pharmaceutical and chemical factories
Ethylbenzene (ppb)	700	700	0.5	0.5	0.5	2008	No	Discharge from petroleum refineries
o-Dichlorobenzene (ppb)	600	600	0.5	0.5	0.5	2008	No	Discharge from industrial chemical factories
p-Dichlorobenzene (ppb)	75	75	0.5	0.5	0.5	2008	No	Discharge from industrial chemical factories
Styrene (ppb)	100	100	0.5	0.5	0.5	2008	No	Discharge from rubber and plastic factories; Leaching from landfills
Tetrachloroethylene (ppb)	0	5	0.5	0.5	0.5	2008	No	Discharge from factories and dry cleaners
Toluene (ppm)	1	1	0.0005	0.0005	0.0005	2008	No	Discharge from petroleum factories
trans-1,2-Dichloroethylene (ppb)	100	100	0.5	0.5	0.5	2008	No	Discharge from industrial chemical factories
Trichloroethylene (ppb)	0	5	0.5	0.5	0.5	2008	No	Discharge from metal degreasing sites and other factories
Vinyl Chloride (ppb)	0	2	0.5	0.5	0.5	2008	No	Leaching from PVC piping; Discharge from plastics factories
Xylenes (ppm)	10	10	0.0005	0.0005	0.0005	2008	No	Discharge from petroleum factories; Discharge from chemical factories

Contaminant	MCLG	ML	Year	Sample	# Samples	Exceeds	Typical Source
Inorganic Contaminants			Water	Date	Exceeding AL	AL	
Copper - action level at consumer taps (ppm)	1.3	1.3	0.1	2007	0	No	Corrosion of household plumbing systems; Erosion of natural deposits
Lead - action level at consumer taps (ppb)	0	15	4	2007	0	No	Corrosion of household plumbing systems; Erosion of natural deposits

Additional Contaminants

In an effort to insure the safest water possible the State has required us to monitor some contaminants not required by Federal regulations. Of those contaminants only the ones listed below were found in your water.

Contaminant	State MCL	Your Water	Violation	Explanation And Comment
Monochlorobenzene	100 ppb	0.5 ppb	No	

Undetected Contaminants

The following contaminants were monitored for, but not detected, in your water.

Contaminant	MCLG or MRDLG	MCL or MRDL	Your Water	Violation	Typical Source
Disinfectants & Disinfection By-Products					
Haloacetic Acids (HAA5) (ppb)	NA	60	ND	No	By-product of drinking water chlorination

Unit Descriptions	Definition
ppm	ppm: parts per million, or milligrams per liter (mg/L)
ppb	ppb: parts per billion, or micrograms per liter (µg/L)
NA	NA: not applicable
ND	ND: Not detected
NR	NR: Monitoring not required, but recommended.

Term	Definition
MCLG	MCLG: Maximum Contaminant Level Goal: The level of a contaminant in drinking water below which there is no known or expected risk to health. MCLGs allow for a margin of safety.
MCL	MCL: Maximum Contaminant Level: The highest level of a contaminant that is allowed in drinking water. MCLs are set as close to the MCLGs as feasible using the best available treatment technology.
TT	TT: Treatment Technique: A required process intended to reduce the level of a contaminant in drinking water.
AL	AL: Action Level: The concentration of a contaminant which, if exceeded, triggers treatment or other requirements which a water system must follow.
Variances and Exemptions	Variances and Exemptions: State or EPA permission not to meet an MCL or a treatment technique under certain conditions.
MRDLG	MRDLG: Maximum residual disinfection level goal. The level of a drinking water disinfectant below which there is no known or expected risk to health. MRDLGs do not reflect the benefits of the use of disinfectants to control microbial contaminants.
MRDL	MRDL: Maximum residual disinfectant level. The highest level of a disinfectant allowed in drinking water. There is convincing evidence that addition of a disinfectant is necessary for control of microbial contaminants.
MNR	MNR: Monitored Not Regulated
MPL	MPL: State Assigned Maximum Permissible Level

For more information please contact:

Barry H. Dendy
 280 CR 419
 Woodland, MS 39776
 Phone: 662-456-2910
 Fax: 662-456-2144

Annual Drinking Water Quality Report

Sparta Water Association

PWS ID# 0090010

June 2009

Is my water safe?

Last year, as in years past, your tap water met all U.S. Environmental Protection Agency (EPA) and state drinking water health standards. Sparta Water vigilantly safeguards its water supplies and once again we are proud to report that our system has not violated a maximum contaminant level or any other water quality standard.

Do I need to take special precautions?

Some people may be more vulnerable to contaminants in drinking water than the general population. Immuno-compromised persons such as persons with cancer undergoing chemotherapy, persons who have undergone organ transplants, people with HIV/AIDS or other immune system disorders, some elderly, and infants can be particularly at risk from infections. These people should seek advice about drinking water from their health care providers. EPA/Centers for Disease Control (CDC) guidelines on appropriate means to lessen the risk of infection by *Cryptosporidium* and other microbial contaminants are available from the Safe Water Drinking Hotline (800-426-4791).

Where does my water come from?

Our water source is groundwater, and our wells draw from the Eutaw Formation.

Source water assessment and its availability

Our source water assessment has been conducted and is available for public review and we are pleased to report that our drinking water meets all federal and state requirements. To receive copies please contact Sparta Water Association.

Why are there contaminants in my drinking water?

Drinking water, including bottled water, may reasonably be expected to contain at least small amounts of some contaminants. The presence of contaminants does not necessarily indicate that water poses a health risk. More information about contaminants and potential health effects can be obtained by calling the Environmental Protection Agency's (EPA) Safe Drinking Water Hotline (800-426-4791). The sources of drinking water (both tap water and bottled water) include rivers, lakes, streams, ponds, reservoirs, springs, and wells. As water travels over the surface of the land or through the ground, it dissolves naturally occurring minerals and, in some cases, radioactive material, and can pick up substances resulting from the presence of animals or from human activity:

microbial contaminants, such as viruses and bacteria, that may come from sewage treatment plants, septic systems, agricultural livestock operations, and wildlife; inorganic contaminants, such as salts and metals, which can be naturally occurring or result from urban stormwater runoff, industrial, or domestic wastewater discharges, oil and gas production, mining, or farming; pesticides and herbicides, which may come from a variety of sources such as agriculture, urban stormwater runoff, and residential uses; organic Chemical Contaminants, including synthetic and volatile organic chemicals, which are by-products of industrial processes and petroleum production, and can also come from gas stations, urban stormwater runoff, and septic systems; and radioactive contaminants, which can be naturally occurring or be the result of oil and gas production and mining activities. In order to ensure that tap water is safe to drink, EPA prescribes regulations that limit the amount of certain contaminants in water provided by public water systems. Food and Drug Administration (FDA) regulations establish limits for contaminants in bottled water which must provide the same protection for public health.

How can I get involved?

If you have any questions about this report or concerning your water utility, please contact Barry Dendy at 662-456-2910. We want our valued customers to be informed about their water utility. If you want to learn more, please attend any of our regularly scheduled meetings. They are held every other month on the 3rd Thursday at the Sparta Water Department at 608 CR 83, at 7:00 pm.

*******A MESSAGE FROM MSDH CONCERNING RADIOLOGICAL SAMPLING*******

In accordance with the Radionuclides Rule, all community public water supplies were required to sample quarterly for radionuclides beginning January 2007 - December 2007. Your public water supply completed sampling by the scheduled deadline; however, during an audit of the Mississippi State Department of Health Radiological Health Laboratory, the Environmental Protection Agency (EPA) suspended analyses and reporting of radiological compliance samples and results until further notice.

Although this was not the result of inaction by the public water supply, MSDH was required to issue a violation. The Bureau of Public Water Supply is taking action to resolve this issue as quickly as possible. If you have any questions, please contact Melissa Parker, Deputy Director, Bureau of Public Water Supply, at 601-576-7518.

Additional Information for Lead

If present, elevated levels of lead can cause serious health problems, especially for pregnant women and young children. Lead in drinking water is primarily from materials and components associated with service lines and home plumbing. Sparta Water Association is responsible for providing high quality drinking water, but cannot control the variety of materials used in plumbing components. When your water has been sitting for several hours, you can minimize the potential for lead exposure by flushing your tap for 30 seconds to 2 minutes before using water for drinking or cooking. If you are concerned about lead in your water, you may wish to have your water tested. Information on lead in drinking water, testing methods, and steps you can take to minimize exposure is available from the Safe Drinking Water Hotline or at <http://www.epa.gov/safewater/lead>.

Water Quality Data Table

The table below lists all of the drinking water contaminants that we detected during the calendar year of this report. The presence of contaminants in the water does not necessarily indicate that the water poses a health risk. Unless otherwise noted, the data presented in this table is from testing done in the calendar year of the report. The EPA or the State requires us to monitor for certain contaminants less than once per year because the concentrations of these contaminants do not change frequently.

Contaminant	MCL		Year	Range		Sample Date	Violation	Typical Source
	MCLG	MCL		Low	High			
Contaminants & Disinfection By-products								
<i>(There is ongoing evidence that addition of a disinfectant is necessary for control of microbial pathogens.)</i>								
TTHMs [Total Trihalomethanes] (ppb)	NA	80	4	NA		2008	No	By-product of drinking water disinfection
Chlorine (as Cl ₂) (ppm)	4	4	0.51	0.5	0.7	2008	No	Water additive used to control microbes

Inorganic Contaminants								
Antimony (ppb)	6	6	0.5	0.5	0.5	2008	No	Discharge from petroleum refineries; fire retardants; ceramics; electronics; solder; test addition.
Arsenic (ppb)	0	10	0.712	0.5	0.712	2008	No	Erosion of natural deposits; Runoff from orchards; Runoff from glass and electronics production wastes
Barium (ppm)	2	2	0.05851	0.04	0.058	2008	No	Discharge of drilling wastes; Discharge from metal refineries; Erosion of natural deposits
Beryllium (ppb)	4	4	0.1	0.1	0.1	2008	No	Discharge from metal refineries and coal-burning factories; Discharge from electrical, aerospace, and defense industries
Cadmium (ppb)	5	5	0.1	0.1	0.1	2008	No	Corrosion of galvanized pipes; Erosion of natural deposits; Discharge from metal refineries; runoff from waste batteries and paints
Chromium (ppb)	100	100	0.5	0.5	0.5	2008	No	Discharge from steel and pulp mills; Erosion of natural deposits
Cyanide [as Free Cn] (ppb)	200	200	5	5	5	2008	No	Discharge from plastic and fertilizer factories; Discharge from steel/metal factories
Fluoride (ppm)	4	4	0.428	0.37	0.428	2008	No	Erosion of natural deposits; Water additive which promotes strong teeth; Discharge from fertilizer and aluminum factories
Mercury [Inorganic] (ppb)	2	2	0.2	0.2	0.2	2008	No	Erosion of natural deposits; Discharge from refineries and factories; Runoff from landfills; Runoff from cropland
Nitrate [measured as Nitrogen] (ppm)	10	10	0.08	0.08	0.08	2008	No	Runoff from fertilizer use; Leaching from septic tanks, sewage; Erosion of natural deposits
Nitrite [measured as Nitrogen] (ppm)	1	1	0.11	0.02	0.11	2008	No	Runoff from fertilizer use; Leaching from septic tanks, sewage; Erosion of natural deposits
Selenium (ppb)	50	50	3.198	0.52	3.198	2008	No	Discharge from petroleum and metal refineries; Erosion of natural deposits; Discharge from mines
Thallium (ppb)	0.5	2	0.5	0.5	0.5	2008	No	Discharge from electronics, glass, and Leaching from ore-processing sites; drug factories
Volatile Organic Contaminants								
1,1,1-Trichloroethane (ppb)	200	200	0.5	0.5	0.5	2008	No	Discharge from metal degreasing sites and other factories

1,1,2-Trichloroethane (ppb)	3	5	0.5	0.5	0.5	2008	No	Discharge from industrial chemical factories
1,1-Dichloroethylene (ppb)	7	7	0.5	0.5	0.5	2008	No	Discharge from industrial chemical factories
1,2,4-Trichlorobenzene (ppb)	70	70	0.5	0.5	0.5	2008	No	Discharge from textile-finishing factories
1,2-Dichloroethane (ppb)	0	5	0.5	0.5	0.5	2008	No	Discharge from industrial chemical factories
1,2-Dichloropropane (ppb)	0	5	0.5	0.5	0.5	2008	No	Discharge from industrial chemical factories
Benzene (ppb)	0	5	0.5	0.5	0.5	2008	No	Discharge from factories; Leaching from gas storage tanks and landfills
Carbon Tetrachloride (ppb)	0	5	0.5	0.5	0.5	2008	No	Discharge from chemical plants and other industrial activities
cis-1,2-Dichloroethylene (ppb)	70	70	0.5	0.5	0.5	2008	No	Discharge from industrial chemical factories
Dichloromethane (ppb)	0	5	0.5	0.5	0.5	2008	No	Discharge from pharmaceutical and chemical factories
Ethylbenzene (ppb)	700	700	0.5	0.5	0.5	2008	No	Discharge from petroleum refineries
o-Dichlorobenzene (ppb)	600	600	0.5	0.5	0.5	2008	No	Discharge from industrial chemical factories
p-Dichlorobenzene (ppb)	75	75	0.5	0.5	0.5	2008	No	Discharge from industrial chemical factories
Styrene (ppb)	100	100	0.5	0.5	0.5	2008	No	Discharge from rubber and plastic factories; Leaching from landfills
Tetrachloroethylene (ppb)	0	5	0.5	0.5	0.5	2008	No	Discharge from factories and dry cleaners
Toluene (ppm)	1	1	0.0005	0.0005	0.0005	2008	No	Discharge from petroleum factories
trans-1,2-Dichloroethylene (ppb)	100	100	0.5	0.5	0.5	2008	No	Discharge from industrial chemical factories
Trichloroethylene (ppb)	0	5	0.5	0.5	0.5	2008	No	Discharge from metal degreasing sites and other factories
Vinyl Chloride (ppb)	0	2	0.5	0.5	0.5	2008	No	Leaching from PVC piping; Discharge from plastics factories
Xylenes (ppm)	10	10	0.0005	0.0005	0.0005	2008	No	Discharge from petroleum factories; Discharge from chemical factories

Inorganic Contaminants

Copper - action level at consumer taps (ppm)	1.3	1.3	0.1	2007	0	No	Corrosion of household plumbing systems; Erosion of natural deposits
Lead - action level at consumer taps (ppb)	0	15	4	2007	0	No	Corrosion of household plumbing systems; Erosion of natural deposits

Additional Contaminants

In an effort to insure the safest water possible the State has required us to monitor some contaminants not required by Federal regulations. Of those contaminants only the ones listed below were found in your water.

Contaminant	State Value	Local Value	Violation	Explanation or Action
Monochlorobenzene	100 ppb	0.5 ppb	No	

Undetected Contaminants

The following contaminants were monitored for, but not detected, in your water.

Contaminant	MCLG or MRDLG	MCL or MRDL	Your Water	Violation	Typical Source
Disinfectants & Disinfection By-Products					
Haloacetic Acids (HAA5) (ppb)	NA	60	ND	No	By-product of drinking water chlorination

Unit Descriptions	
Term	Definition
ppm	ppm: parts per million, or milligrams per liter: (mg/L)
ppb	ppb: parts per billion, or micrograms per liter (µg/L)
NA	NA: not applicable
ND	ND: Not detected
NR	NR: Monitoring not required, but recommended.

Important Drinking Water Definitions	
Term	Definition
MCLG	MCLG: Maximum Contaminant Level Goal: The level of a contaminant in drinking water below which there is no known or expected risk to health. MCLGs allow for a margin of safety.
MCL	MCL: Maximum Contaminant Level: The highest level of a contaminant that is allowed in drinking water. MCLs are set as close to the MCLGs as feasible using the best available treatment technology.
TT	TT: Treatment Technique: A required process intended to reduce the level of a contaminant in drinking water.
AL	AL: Action Level: The concentration of a contaminant which, if exceeded, triggers treatment or other requirements which a water system must follow.
Variances and Exemptions	
MRDLG	MRDLG: Maximum residual disinfection level goal. The level of a drinking water disinfectant below which there is no known or expected risk to health. MRDLGs do not reflect the benefits of the use of disinfectants to control microbial contaminants.
MRDL	MRDL: Maximum residual disinfectant level. The highest level of a disinfectant allowed in drinking water. There is convincing evidence that addition of a disinfectant is necessary for control of microbial contaminants.
MNR	MNR: Monitored Not Regulated
MPL	MPL: State Assigned Maximum Permissible Level

For more information, please contact:

Barry H. Dendy
 280 CR 419
 Woodland, MS 39776
 Phone: 662-456-2910
 Fax: 662-456-2144

From: Barry Dendy

To: Karen Walters

Included in this fax are the corrected copies of the CCRs for Sparta Water Assn., Woodland Water Assn., and Savannah Water Assn. I have also included the certification form, proof of publication, and water bill with note that corrected CCR is available for Savannah Water Assn. I am also mailing all this information.

The bills for Sparta Water Assn. and Woodland Water Assn. will go out at the end of the month, at which time I will send you a copy. If there are any problems or you need any further information, please call 662-456-2910.

2008 CCR Contact Information

Date: 6/29/09 Time: 1:00

PWSID: 0090010

System Name: Sparta

Lead/Copper Language

MSDH Message re: Radiological Lab

MRDL Violation

Chlorine Residual (MRDL) RAA

Other Violation(s) _____

Will correct report & mail copy marked "**corrected copy**" to MSDH.

Will notify customers of availability of corrected report on next monthly bill.

Will do corrected copy and notify customers
of available report on the water bill and send
us a copy

Spoke with Barry Dendy 6062 542-9536
(Operator, Owner, Secretary)

780012

Annual Drinking Water Quality Report

Sparta Water Association

PWS ID# 0090010

June 2009

Is my water safe?

Last year, as in years past, your tap water met all U.S. Environmental Protection Agency (EPA) and state drinking water health standards. Sparta Water vigilantly safeguards its water supplies and once again we are proud to report that our system has not violated a maximum contaminant level or any other water quality standard.

Do I need to take special precautions?

Some people may be more vulnerable to contaminants in drinking water than the general population. Immuno-compromised persons such as persons with cancer undergoing chemotherapy, persons who have undergone organ transplants, people with HIV/AIDS or other immune system disorders, some elderly, and infants can be particularly at risk from infections. These people should seek advice about drinking water from their health care providers. EPA/Centers for Disease Control (CDC) guidelines on appropriate means to lessen the risk of infection by *Cryptosporidium* and other microbial contaminants are available from the Safe Water Drinking Hotline (800-426-4791).

Where does my water come from?

Our water source is groundwater, and our wells draw from the Eutaw Formation.

Source water assessment and its availability

Our source water assessment has been conducted and is available for public review and we are pleased to report that our drinking water meets all federal and state requirements. To receive copies please contact Sparta Water Association.

Why are there contaminants in my drinking water?

Drinking water, including bottled water, may reasonably be expected to contain at least small amounts of some contaminants. The presence of contaminants does not necessarily indicate that water poses a health risk. More information about contaminants and potential health effects can be obtained by calling the Environmental Protection Agency's (EPA) Safe Drinking Water Hotline (800-426-4791). The sources of drinking water (both tap water and bottled water) include rivers, lakes, streams, ponds, reservoirs, springs, and wells. As water travels over the surface of the land or through the ground, it dissolves naturally occurring minerals and, in some cases, radioactive material, and can pick up substances resulting from the presence of animals or from human activity:

microbial contaminants, such as viruses and bacteria, that may come from sewage treatment plants, septic systems, agricultural livestock operations, and wildlife; inorganic contaminants, such as salts and metals, which can be naturally occurring or result from urban stormwater runoff, industrial, or domestic wastewater discharges, oil and gas production, mining, or farming; pesticides and herbicides, which may come from a variety of sources such as agriculture, urban stormwater runoff, and residential uses; organic Chemical Contaminants, including synthetic and volatile organic chemicals, which are by-products of industrial processes and petroleum production, and can also come from gas stations, urban stormwater runoff, and septic systems; and radioactive contaminants, which can be naturally occurring or be the result of oil and gas production and mining activities. In order to ensure that tap water is safe to drink, EPA prescribes regulations that limit the amount of certain contaminants in water provided by public water systems. Food and Drug Administration (FDA) regulations establish limits for contaminants in bottled water which must provide the same protection for public health.

RECEIVED - WATER SUPPLY
2009 JUL 17 AM 8:22

How can I get involved?

If you have any questions about this report or concerning your water utility, please contact Barry Dendy at 662-456-2910. We want our valued customers to be informed about their water utility. If you want to learn more, please attend any of our regularly scheduled meetings. They are held every other month on the 3rd Thursday at the Sparta Water Department at 608 CR 83, at 7:00 pm.

*****A MESSAGE FROM MSDH CONCERNING RADIOLOGICAL SAMPLING*****

In accordance with the Radionuclides Rule, all community public water supplies were required to sample quarterly for radionuclides beginning January 2007 – December 2007. Your public water supply completed sampling by the scheduled deadline; however, during an audit of the Mississippi State Department of Health Radiological Health Laboratory, the Environmental Protection Agency (EPA) suspended analyses and reporting of radiological compliance samples and results until further notice.

Although this was not the result of inaction by the public water supply, MSDH was required to issue a violation. The Bureau of Public Water Supply is taking action to resolve this issue as quickly as possible. If you have any questions, please contact Melissa Parker, Deputy Director, Bureau of Public Water Supply, at 601-576-7518.

Additional Information for Lead

If present, elevated levels of lead can cause serious health problems, especially for pregnant women and young children. Lead in drinking water is primarily from materials and components associated with service lines and home plumbing. Sparta Water Association is responsible for providing high quality drinking water, but cannot control the variety of materials used in plumbing components. When your water has been sitting for several hours, you can minimize the potential for lead exposure by flushing your tap for 30 seconds to 2 minutes before using water for drinking or cooking. If you are concerned about lead in your water, you may wish to have your water tested. Information on lead in drinking water, testing methods, and steps you can take to minimize exposure is available from the Safe Drinking Water Hotline or at <http://www.epa.gov/safewater/lead>.

Water Quality Data Table

The table below lists all of the drinking water contaminants that we detected during the calendar year of this report. The presence of contaminants in the water does not necessarily indicate that the water poses a health risk. Unless otherwise noted, the data presented in this table is from testing done in the calendar year of the report. The EPA or the State requires us to monitor for certain contaminants less than once per year because the concentrations of these contaminants do not change frequently.

<u>Contaminants</u>	<u>MCLG or MRDLG</u>	<u>MCL, TT, or MRDL</u>	<u>Your Water</u>	<u>Range</u>		<u>Sample Date</u>	<u>Violation</u>	<u>Typical Source</u>
				<u>Low</u>	<u>High</u>			
Disinfectants & Disinfection By-Products								
(There is convincing evidence that addition of a disinfectant is necessary for control of microbial contaminants.)								
TTHMs [Total Trihalomethanes] (ppb)	NA	80	4	NA		2008	No	By-product of drinking water disinfection
Chlorine (as Cl ₂) (ppm)	4	4	0.51	0.5	0.7	2008	No	Water additive used to control microbes

Inorganic Contaminants								
Antimony (ppb)	6	6	0.5	0.5	0.5	2008	No	Discharge from petroleum refineries; fire retardants; ceramics; electronics; solder; test addition.
Arsenic (ppb)	0	10	0.712	0.5	0.712	2008	No	Erosion of natural deposits; Runoff from orchards; Runoff from glass and electronics production wastes
Barium (ppm)	2	2	0.05861	0.04 5554	0.058 61	2008	No	Discharge of drilling wastes; Discharge from metal refineries; Erosion of natural deposits
Beryllium (ppb)	4	4	0.1	0.1	0.1	2008	No	Discharge from metal refineries and coal-burning factories; Discharge from electrical, aerospace, and defense industries
Cadmium (ppb)	5	5	0.1	0.1	0.1	2008	No	Corrosion of galvanized pipes; Erosion of natural deposits; Discharge from metal refineries; runoff from waste batteries and paints
Chromium (ppb)	100	100	0.5	0.5	0.5	2008	No	Discharge from steel and pulp mills; Erosion of natural deposits
Cyanide [as Free Cn] (ppb)	200	200	5	5	5	2008	No	Discharge from plastic and fertilizer factories; Discharge from steel/metal factories
Fluoride (ppm)	4	4	0.428	0.37	0.428	2008	No	Erosion of natural deposits; Water additive which promotes strong teeth; Discharge from fertilizer and aluminum factories
Mercury [Inorganic] (ppb)	2	2	0.2	0.2	0.2	2008	No	Erosion of natural deposits; Discharge from refineries and factories; Runoff from landfills; Runoff from cropland
Nitrate [measured as Nitrogen] (ppm)	10	10	0.08	0.08	0.08	2008	No	Runoff from fertilizer use; Leaching from septic tanks, sewage; Erosion of natural deposits
Nitrite [measured as Nitrogen] (ppm)	1	1	0.11	0.02	0.11	2008	No	Runoff from fertilizer use; Leaching from septic tanks, sewage; Erosion of natural deposits
Selenium (ppb)	50	50	3.198	0.62 2	3.198	2008	No	Discharge from petroleum and metal refineries; Erosion of natural deposits; Discharge from mines
Thallium (ppb)	0.5	2	0.5	0.5	0.5	2008	No	Discharge from electronics, glass, and Leaching from ore-processing sites; drug factories
Volatile Organic Contaminants								
1,1,1-Trichloroethane (ppb)	200	200	0.5	0.5	0.5	2008	No	Discharge from metal degreasing sites and other factories

1,1,2-Trichloroethane (ppb)	3	5	0.5	0.5	0.5	2008	No	Discharge from industrial chemical factories
1,1-Dichloroethylene (ppb)	7	7	0.5	0.5	0.5	2008	No	Discharge from industrial chemical factories
1,2,4-Trichlorobenzene (ppb)	70	70	0.5	0.5	0.5	2008	No	Discharge from textile-finishing factories
1,2-Dichloroethane (ppb)	0	5	0.5	0.5	0.5	2008	No	Discharge from industrial chemical factories
1,2-Dichloropropane (ppb)	0	5	0.5	0.5	0.5	2008	No	Discharge from industrial chemical factories
Benzene (ppb)	0	5	0.5	0.5	0.5	2008	No	Discharge from factories; Leaching from gas storage tanks and landfills
Carbon Tetrachloride (ppb)	0	5	0.5	0.5	0.5	2008	No	Discharge from chemical plants and other industrial activities
cis-1,2-Dichloroethylene (ppb)	70	70	0.5	0.5	0.5	2008	No	Discharge from industrial chemical factories
Dichloromethane (ppb)	0	5	0.5	0.5	0.5	2008	No	Discharge from pharmaceutical and chemical factories
Ethylbenzene (ppb)	700	700	0.5	0.5	0.5	2008	No	Discharge from petroleum refineries
o-Dichlorobenzene (ppb)	600	600	0.5	0.5	0.5	2008	No	Discharge from industrial chemical factories
p-Dichlorobenzene (ppb)	75	75	0.5	0.5	0.5	2008	No	Discharge from industrial chemical factories
Styrene (ppb)	100	100	0.5	0.5	0.5	2008	No	Discharge from rubber and plastic factories; Leaching from landfills
Tetrachloroethylene (ppb)	0	5	0.5	0.5	0.5	2008	No	Discharge from factories and dry cleaners
Toluene (ppm)	1	1	0.0005	0.0005	0.0005	2008	No	Discharge from petroleum factories
trans-1,2-Dichloroethylene (ppb)	100	100	0.5	0.5	0.5	2008	No	Discharge from industrial chemical factories
Trichloroethylene (ppb)	0	5	0.5	0.5	0.5	2008	No	Discharge from metal degreasing sites and other factories
Vinyl Chloride (ppb)	0	2	0.5	0.5	0.5	2008	No	Leaching from PVC piping; Discharge from plastics factories
Xylenes (ppm)	10	10	0.0005	0.0005	0.0005	2008	No	Discharge from petroleum factories; Discharge from chemical factories
Inorganic Contaminants								
Copper - action level at consumer taps (ppm)	1.3	1.3	0.1	2007	0	No	No	Corrosion of household plumbing systems; Erosion of natural deposits
Lead - action level at consumer taps (ppb)	0	15	4	2007	0	No	No	Corrosion of household plumbing systems; Erosion of natural deposits

Additional Contaminants

In an effort to insure the safest water possible the State has required us to monitor some contaminants not required by Federal regulations. Of those contaminants only the ones listed below were found in your water.

Contaminants	State MCL	Your Water	Violation	Explanation and Comment
Monochlorobenzene	100 ppb	0.5 ppb	No	

Undetected Contaminants

The following contaminants were monitored for, but not detected, in your water.

Contaminants	MCLG or MRDLG	MCL or MRDL	Your Water	Violation	Typical Source
Disinfectants & Disinfection By-Products					
Haloacetic Acids (HAA5) (ppb)	NA	60	ND	No	By-product of drinking water chlorination

Unit Descriptions	
Term	Definition
ppm	ppm: parts per million, or milligrams per liter (mg/L)
ppb	ppb: parts per billion, or micrograms per liter (µg/L)
NA	NA: not applicable
ND	ND: Not detected
NR	NR: Monitoring not required, but recommended.

Important Drinking Water Definitions	
Term	Definition
MCLG	MCLG: Maximum Contaminant Level Goal: The level of a contaminant in drinking water below which there is no known or expected risk to health. MCLGs allow for a margin of safety.
MCL	MCL: Maximum Contaminant Level: The highest level of a contaminant that is allowed in drinking water. MCLs are set as close to the MCLGs as feasible using the best available treatment technology.
TT	TT: Treatment Technique: A required process intended to reduce the level of a contaminant in drinking water.
AL	AL: Action Level: The concentration of a contaminant which, if exceeded, triggers treatment or other requirements which a water system must follow.
Variances and Exemptions	Variances and Exemptions: State or EPA permission not to meet an MCL or a treatment technique under certain conditions.
MRDLG	MRDLG: Maximum residual disinfection level goal. The level of a drinking water disinfectant below which there is no known or expected risk to health. MRDLGs do not reflect the benefits of the use of disinfectants to control microbial contaminants.
MRDL	MRDL: Maximum residual disinfectant level. The highest level of a disinfectant allowed in drinking water. There is convincing evidence that addition of a disinfectant is necessary for control of microbial contaminants.
MNR	MNR: Monitored Not Regulated
MPL	MPL: State Assigned Maximum Permissible Level

For more information please contact:

Barry H. Dendy
 280 CR 419
 Woodland, MS 39776
 Phone: 662-456-2910
 Fax: 662-456-2144

Deliver payment to:

Sparta Water Association
C/O Barry Dendy
280 CR 419
Woodland, MS 39776
662-456-2910 OR 662-456-2910

FIRST CLASS
US POSTAGE PAID
39776
PERMIT # 1

Return this portion with payment

Previous Balance: 0.00
Spart 102760-93380=9380 25.76

Billed: 08/01/09
After 08/10/09 pay 28.34

25.76 is due by 08/10/09

Total New Chgs 08/01/09 25.76

25.76 is due by 08/10/09

After 08/10/09 pay 28.34
VC:06/18/09-07/21/09 (33 days)
Acct# 02-1500 Robert B. Wilson

0090040
Acct# 02-1500

1413 Hwy 389
Address Service Requested

Robert B. Wilson
1413 Hwy 389
Houston MS 38851

1413 Hwy 389
CR has been revised to include C12 residual.
To receive copies call 662-456-2910

RECEIVED-WATER SUPPLY
2009 AUG 12 AM 8:16