

Long-Term COVID-19 Effects Among Adults in Mississippi in 2022

The Mississippi Behavioral Risk Factor Surveillance System (BRFSS) is conducted annually to monitor the prevalence of behaviors that contribute to the leading causes of morbidity and mortality among adults in our state. The 2022 Mississippi BRFSS was completed by 4,239 Mississippians aged 18 years or older.

Background Information

- **Long COVID** can include a wide range of ongoing health problems, such as fatigue, change in smell or taste or heart palpitations; these conditions can last weeks, months, or years.¹
- In 2022, an estimated 6.9% of adults have ever had Long COVID, and 3.4% of adults currently have Long COVID.²

Definitions

- Long-Term COVID Questions:
 - (1) Has a doctor, nurse, or other health professional ever told you that you tested positive for COVID 19?
 - (2) Did you have any symptoms lasting 3 months or longer that you did not have prior to having coronavirus or COVID-19?
- In this report, “**Other Race**” refers to adults who reported their race/ethnicity as anything other than White, Non-Hispanic (NH) or Black, NH.
- The difference between two estimates is considered **statistically significant** (also stated as “significantly higher/lower” or “significant” in this fact sheet) if the 95% confidence intervals do not overlap.

Findings

- Approximately 2 in 5 adults (40.8%) had ever tested positive for COVID-19.
- Overall, **23.47%** of adults who had ever tested positive for COVID-19 experienced long-term COVID effects.
- Women (27.3%) had a **significantly higher** rate of experiencing long-term COVID effects compared to men (19.0 %) (Fig. 1).
- The percentage of experiencing long-term COVID was **highest** among white, NH adults (24.7%) and other races/ethnicities (24.6%), followed by Black, NH adults (20.7%). However, there were **no statistically significant differences** among race/ethnicity groups (Fig. 2).
- The percentage of experiencing long-term COVID was **significantly higher** among adults aged **55 to 64 years** (31.3%) compared to adults aged 18-24 years (16.8%) (Fig. 3).

Figure 1. Percent of Respondents who Experienced Long-Term COVID-19 by Sex



Figure 2. Percent of Respondents who Experienced Long-Term COVID-19 by Race

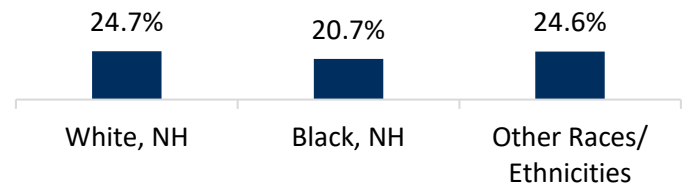
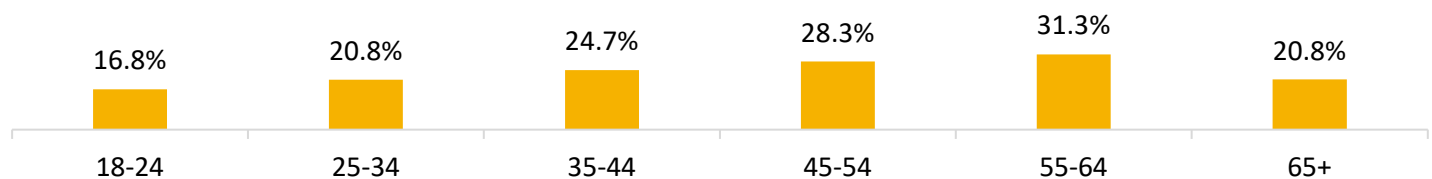


Figure 3. Percent by Respondents who Experienced Long-Term COVID-19 by Age



Note: In the 2022 MS BRFSS, the numbers of responses for individual races and ethnicities contained in the “Other Race” demographic group were too low to allow for meaningful estimates. To request additional race/ethnicity data, please [submit a data request using MSDH's online form](#).

Long Term COVID-19 Effects

Findings (continued)

- The percentage of experiencing long-term COVID was **higher** among adults who **completed some college** (25.9%) compared to adults of other education level groups. However, the difference was **not statistically significant**. (Fig. 4).
- The percentage of experiencing long-term COVID was **highest** among adults who earned **\$50,000 to \$99,999** (27.3%). However, there were **no statistically significant differences** in percentage among the examined annual household income groups. (Note: The percentage for adults who earned less than \$15,000 was suppressed due to low response.) (Fig. 5)
- The most frequently reported long-term COVID symptoms included difficulty breathing or shortness of breath (42.5%) and tiredness or fatigue (31.4%) (Fig 6).

Figure 4. Percent of Respondents who Experienced Long-Term COVID-19 by Education


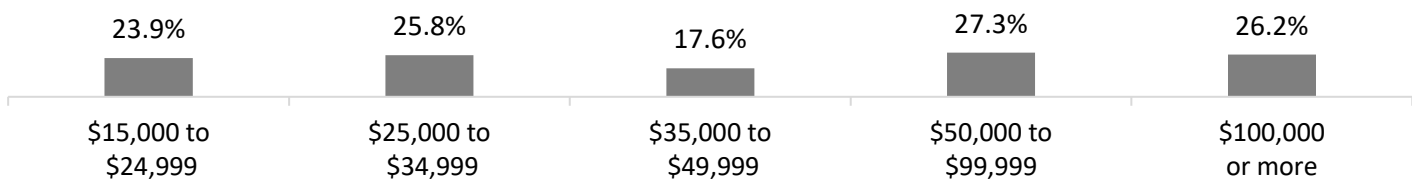
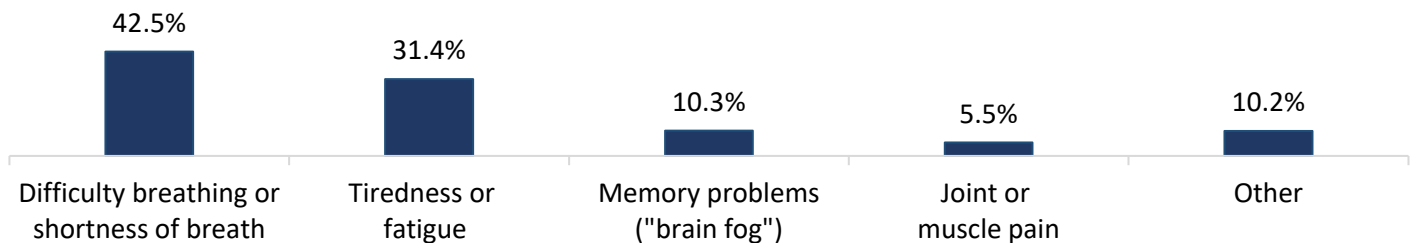


Figure 5. Percent of Respondents who Experienced Long-Term COVID-19 by Annual Household Income



Note: Less than \$15,000 annual household income group suppressed due to a relative standard error (RSE) > 30%.

Figure 6. Frequently Reported Long-Term COVID-19 Symptoms



References

1. Centers for Disease Control and Prevention (CDC). (2023, July 20). Long COVID or Post-COVID Conditions. Retrieved 1-25-2024, from <https://www.cdc.gov/coronavirus/2019-ncov/long-term-effects/index.html>
2. Adjaye-Gbewonyo, Dzifa et al. (2023). Long COVID in Adults: United States, 2022./ DOI: <https://dx.doi.org/10.15620/cdc:132417>.

For More Information, Contact:

Mississippi BRFS Program
brfss@msdh.ms.gov