



2023-2024 Influenza Surveillance Report Week 48

Nov. 26 – Dec. 2, 2023

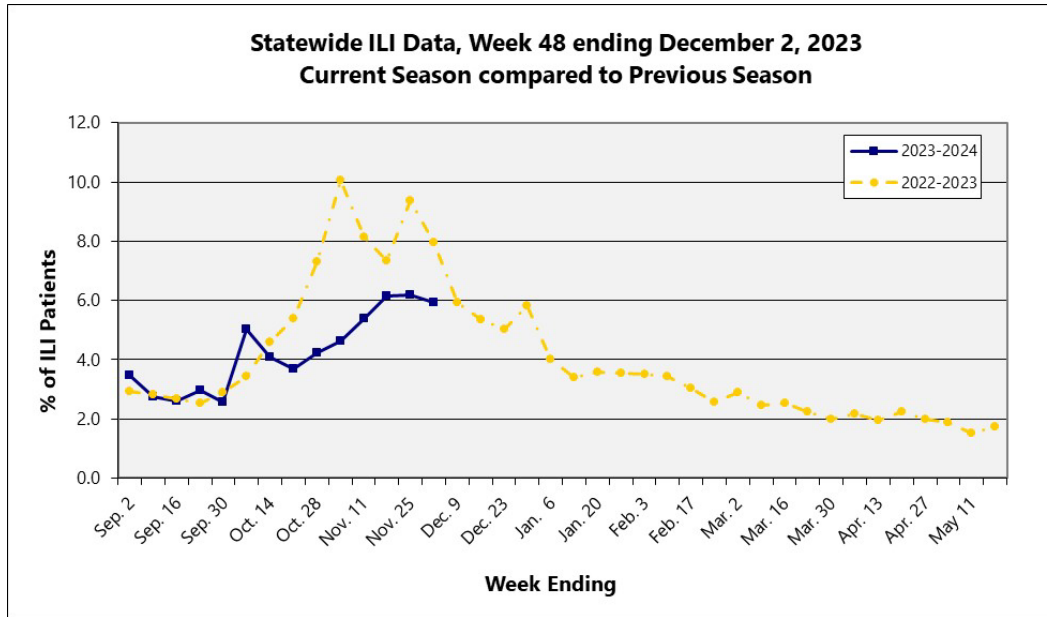
About our flu activity reporting

MSDH relies upon selected sentinel health practitioners across the state to report the percentage of total patient visits consistent with an influenza-like illness (ILI: fever of 100°F or higher AND cough and/or sore throat). Also, providers are supplied with specimen collection kits. Samples are submitted to the Mississippi Public Health Laboratory for influenza PCR testing. Reports are used to estimate the state's ILI rate and the magnitude of the state's influenza activity. Reports represent only the distribution of flu in the state, not an actual count of all flu cases statewide. **Information is provisional only and may change depending on additional reporting from sentinel providers.**

Content

- ❖ [State ILI Surveillance](#)
- ❖ [Influenza Outbreaks](#)
- ❖ [Flu Testing Reports](#)
- ❖ [National and Mississippi Pediatric Mortality Surveillance](#)
- ❖ [National ILI Surveillance](#)
- ❖ [Appendix](#)
 - [Figure 1](#) (Statewide ILI Data, Current Season compared to Previous Season)
 - [Figure 2](#) (Percentage of ILI Cases by Age Group, Mississippi)
 - [Figure 3](#) (State ILI Rates 2019-2023 (YTD))
 - [Figure 4](#) (Comparison of the BioSense and Statewide ILI Rates)
 - [Figure 5](#) (Number of Reported Influenza Outbreaks by Type and Subtype, Mississippi)
 - [Figure 6](#) (Comparison of Statewide ILI Rate to Positive Influenza Isolates by Type and Subtype, Mississippi)
 - [Figure 7](#) (Comparison of Nationwide and Region 4 ILI Rates to Mississippi ILI Rates)

State ILI Surveillance

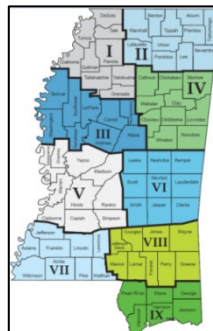


During week **48** (11/26/23-12/2/23), the overall state ILI rate (**5.9%**) **decreased** from the previous week (**6.2%**) and was lower than this time last year (**8.0%**). | [Figure 1](#)

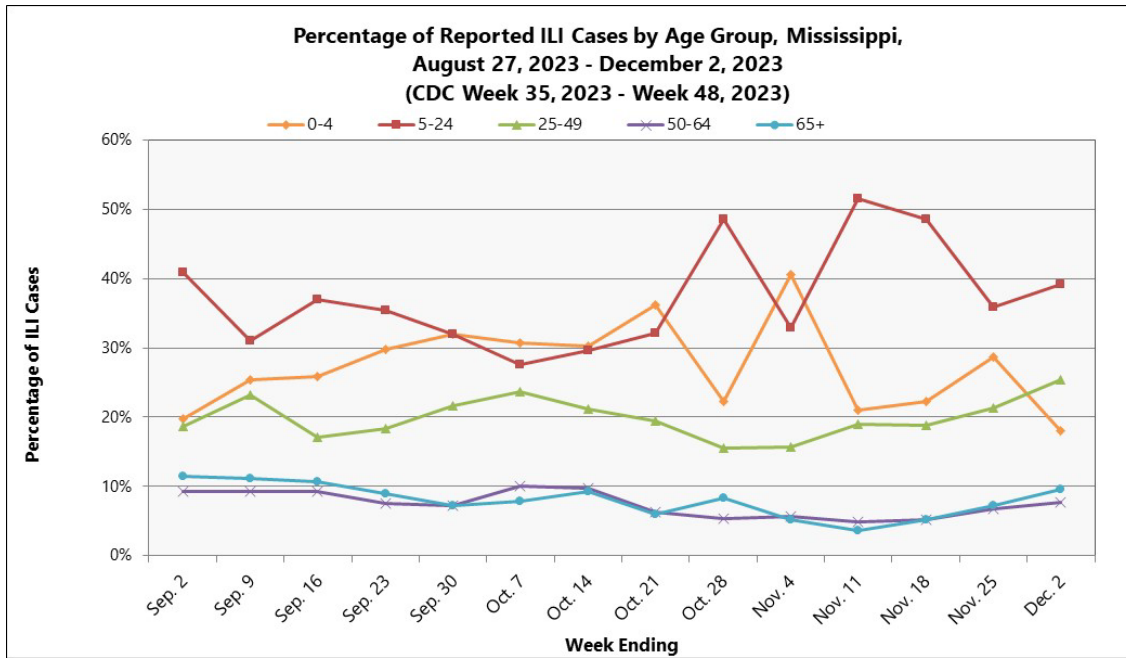
Total number of patients treated by sentinel providers in the last three weeks. | **Table 1**

2023-2024 Influenza Season					
CDC Week	Week Ending	Number of reports received from Sentinel Providers	Total patients	ILI symptoms	ILI Rate (%)
48	Dec. 2	88	13626	808	5.9
47	Nov. 25	95	15876	982	6.2
46	Nov. 18	103	17789	1092	6.1

During week **48**, three districts (1, 3, and 4) had an increase in ILI activity, while three districts (2, 5, 7, and 9) had a decrease. Data was not available for two districts (6 and 8) for comparison. *Information is provisional only and may change depending on additional reporting from sentinel providers.* | **Table 2**



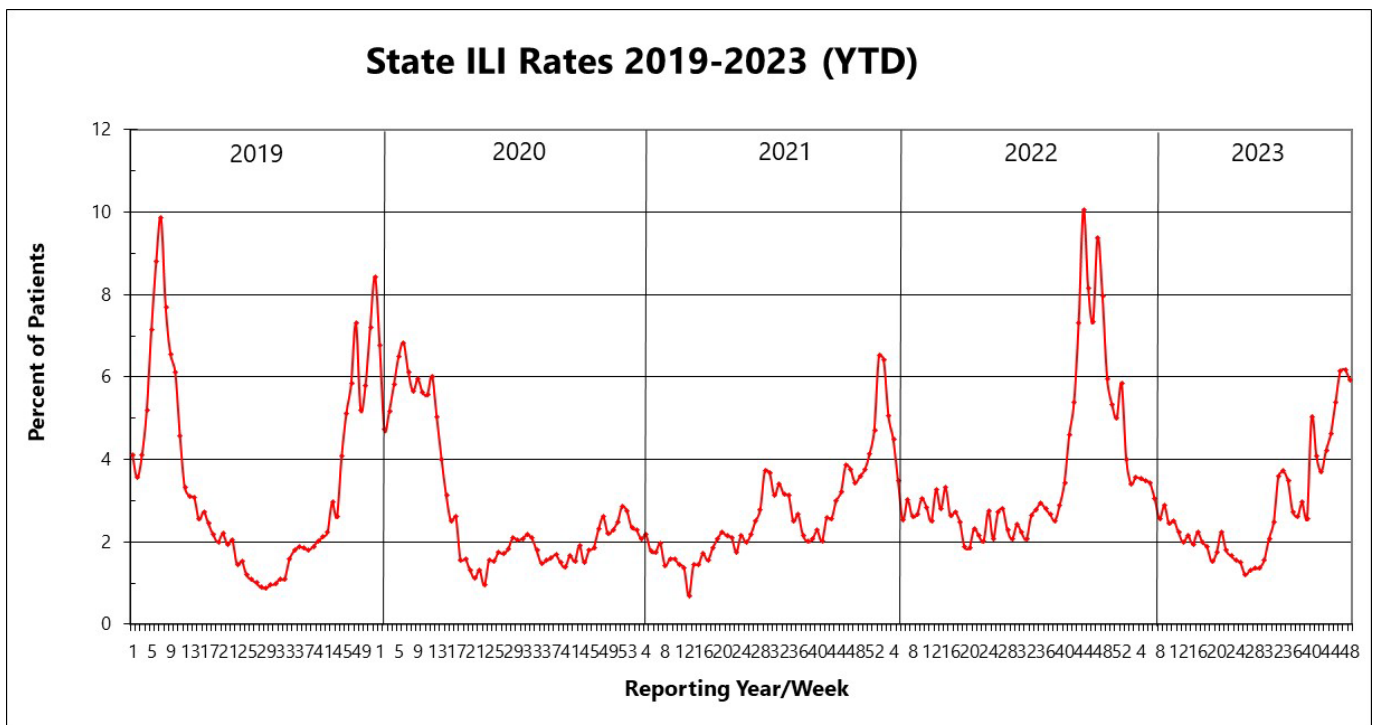
MSDH District ILI Rates (%) 2023-2024		
District	Week 47	Week 48
State	6.2	5.9
I	3.2	4.3
II	6.4	5.8
III	23.8	29.9
IV	6.4	7.4
V	5.6	4.0
VI	14.5	No Data Available
VII	11.3	9.0
VIII	3.7	No Data Available
IX	4.1	3.5



Overall, the percentage of reported ILI cases has been highest among those in the **5-24** years of age group. During week **48**, the percentage

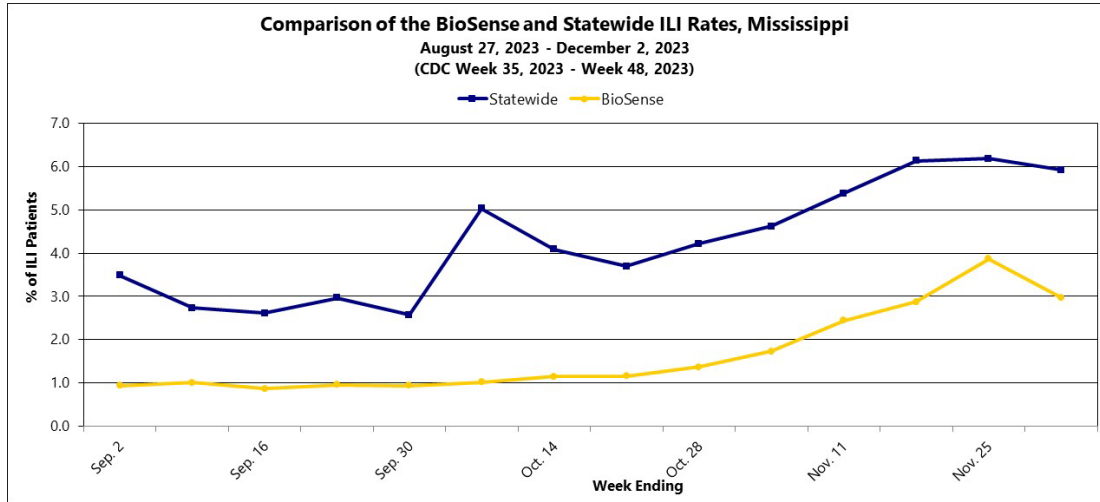
of ILI cases in the 5-24, 25-49, 50-64, and 65+ years of age groups increased. However, the percentage of ILI cases decreased in the 0-4 age group when compared to the previous week. | [Figure 2](#)

Mississippi ILI Rates 2019-2023 | [Figure 3](#)



Syndromic ILI Surveillance

The Mississippi State Department of Health also collects influenza syndromic surveillance data through the CDC BioSense Platform. This data is comprised of chief complaints and diagnosis codes and is submitted electronically by participating hospitals and clinics throughout the state in near real-time. The BioSense data is an additional tool to monitor influenza activity in Mississippi.



The percentage of patients with a chief complaint or diagnosis of influenza-like illness during week 48 decreased

when compared to the previous week. In addition, the statewide ILI rate decreased the previous week. Since week 43, the BioSense ILI rate appears to be following a similar trend as the statewide ILI rate. |

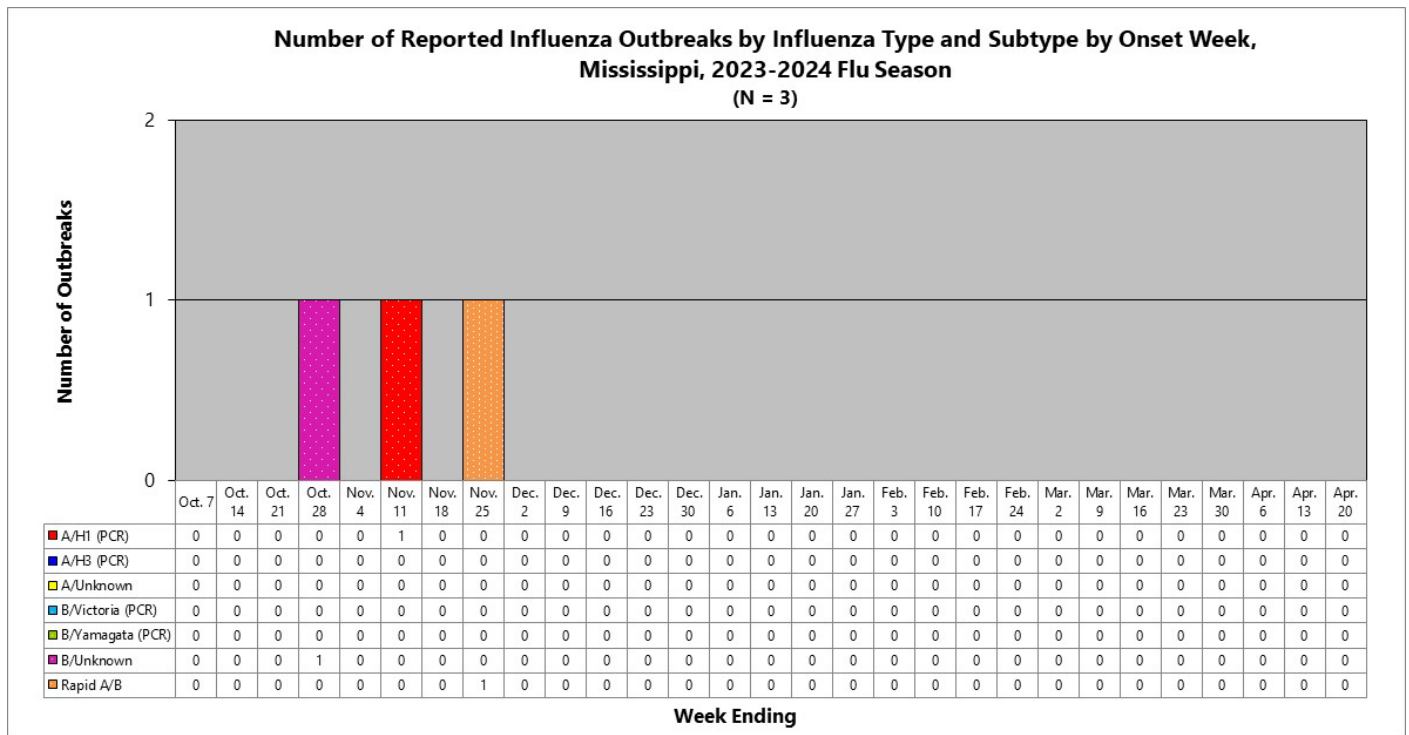
Figure 4

Influenza Outbreaks

Outbreaks are reportable in Mississippi as a Class 1A event and must be reported by telephone within **24 hours** of first knowledge or suspicion to the Mississippi State Department of Health. For more information on reportable diseases and conditions, please refer to the [MSDH List of Reportable Diseases and Conditions](#).

Between week 40 (ending October 7, 2023) and week 48 (week ending Dec. 2, 2023), four outbreaks were reported to MSDH. MSDH investigates all reported outbreaks, and of the four reported outbreaks, complete information was available for three of them. One was attributed to an influenza B virus, unknown subtype, one was attributed to influenza A/H1, and the third was attributed to an influenza Rapid A/B.

The influenza outbreaks have occurred in the following counties: Alcorn (1), Harrison (1), Humphreys (1), and Wilkinson (1). | [Figure 5](#)

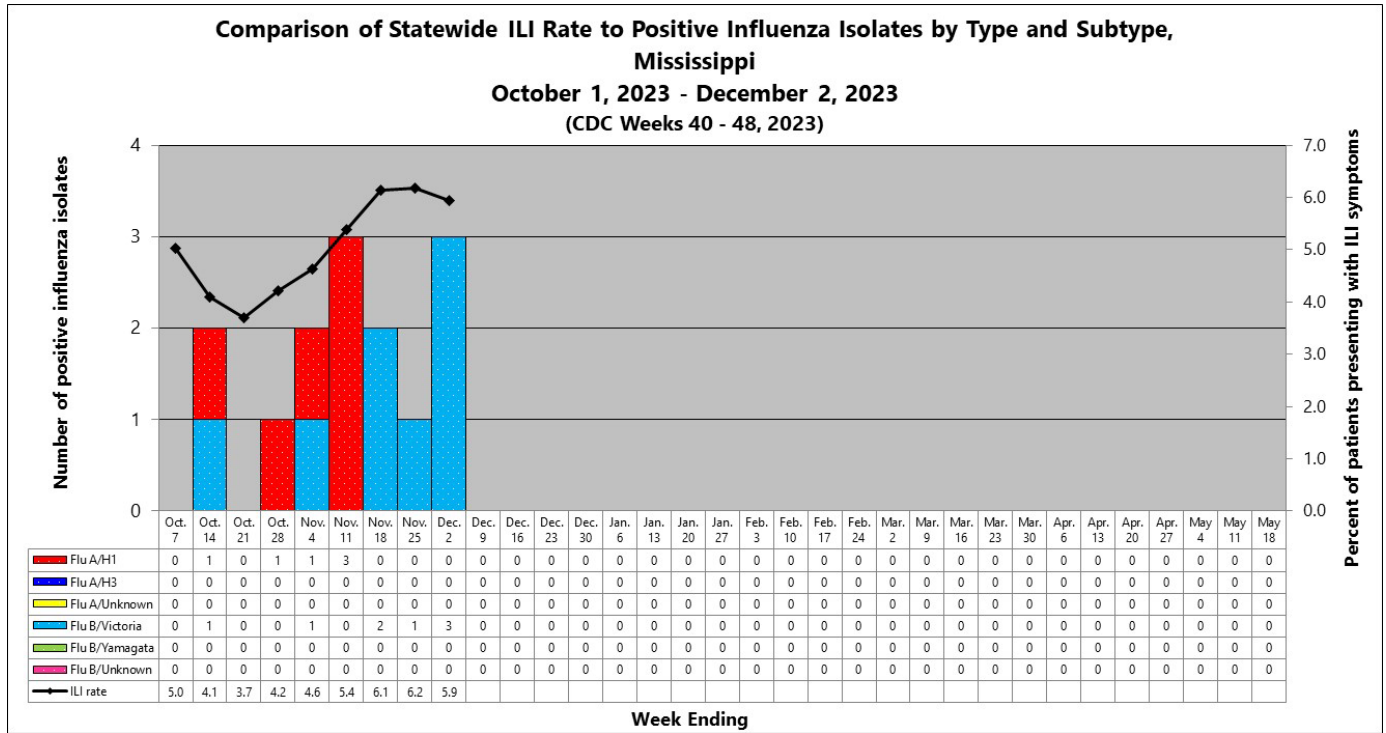


For additional information on infection control measures in health care facilities and managing influenza outbreaks in long-term care facilities, please refer to the CDC's webpages: <https://www.cdc.gov/flu/professionals/infectioncontrol/index.htm> and <https://www.cdc.gov/flu/professionals/infectioncontrol/ltc-facility-guidance.htm>, respectively.

Flu Testing Reports

Since week 41 (week ending October 14, 2023), 14 laboratory confirmed influenza samples have been identified by the MSDH Public Health Laboratory. Six (43%) were identified as influenza A/H1, and eight (57%) were identified as influenza B/Victoria.

The influenza cases were identified from the following counties: Harrison (1), Hinds (8), Lowndes (3), Pearl River (1), and Wilkinson (1). | [Figure 6](#)



National and Mississippi Pediatric Mortality Surveillance

Nationally, **12** influenza-associated pediatric deaths have been reported to CDC for the 2023-2024 season. One death was associated with an influenza A virus (not subtyped), five deaths were associated with influenza A(H1N1) viruses, and six deaths were associated with an influenza B virus (not subtyped).

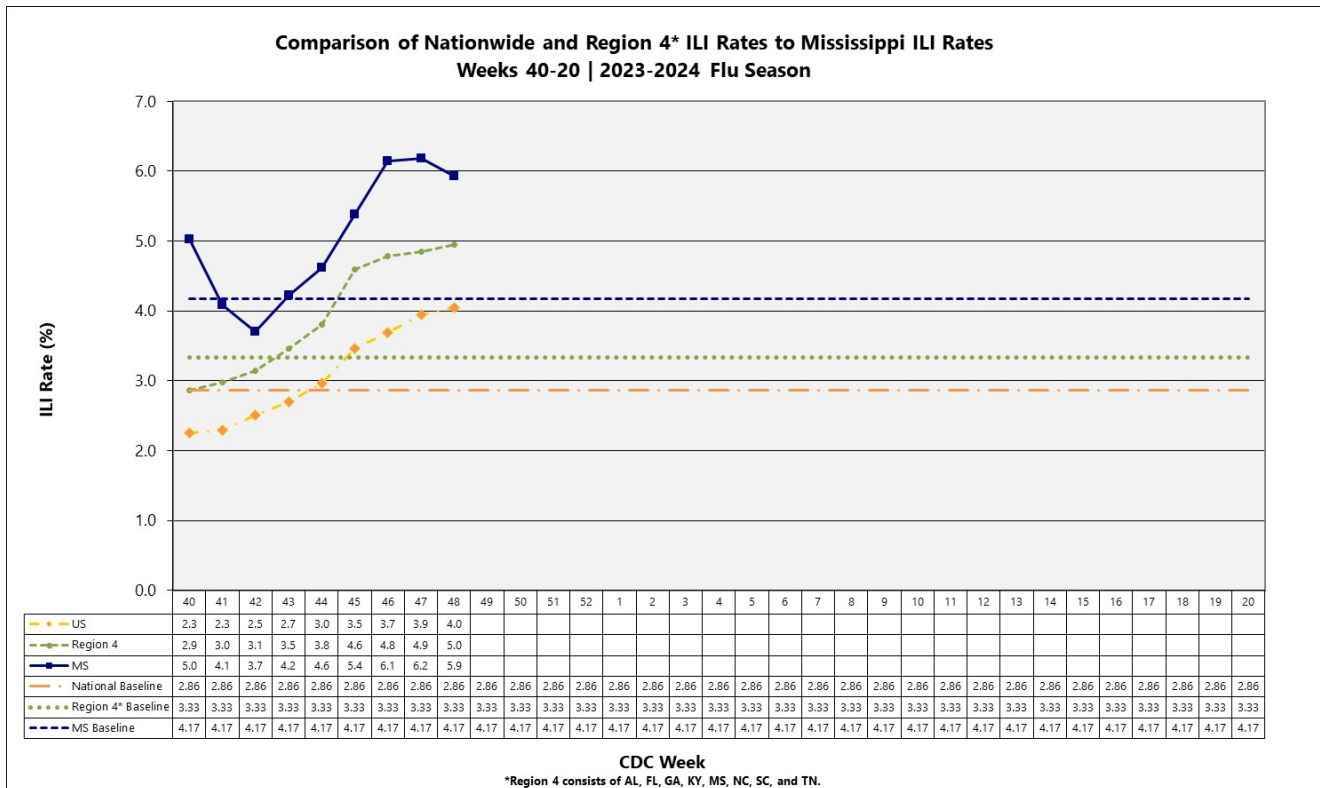
Mississippi has had **one** influenza-associated pediatric death reported during this influenza season.

For additional information on influenza-associated pediatric deaths, please refer to the [CDC's FluView](#).

National ILI Surveillance

During week **48**, influenza activity **remained stable** in the United States. 4.0% of patients reported through ILINet presented with ILI symptoms. This was comparable to week 47 and above the national baseline (2.9%).

Region 4's (Southeast) ILI rate (5.0%) **remained stable**, but trending upward, when compared to the previous week and was above the regional baseline (3.3%). Mississippi is included in Region 4. | [Figure 7](#)



For additional information on flu activity nationwide, please refer to the CDC's website: <http://www.cdc.gov/flu/weekly/fluactivitysurv.htm>.

Additional influenza information:

Centers for Disease Control and Prevention	http://cdc.gov/flu/
Centers for Disease Control and Prevention FluView	http://www.cdc.gov/flu/weekly/
MSDH Flu	http://msdh.ms.gov/msdhsite/_static/14,0,199.html
World Health Organization FluNet	https://www.who.int/tools/flunet/flunet-summary

Appendix

Figure 1

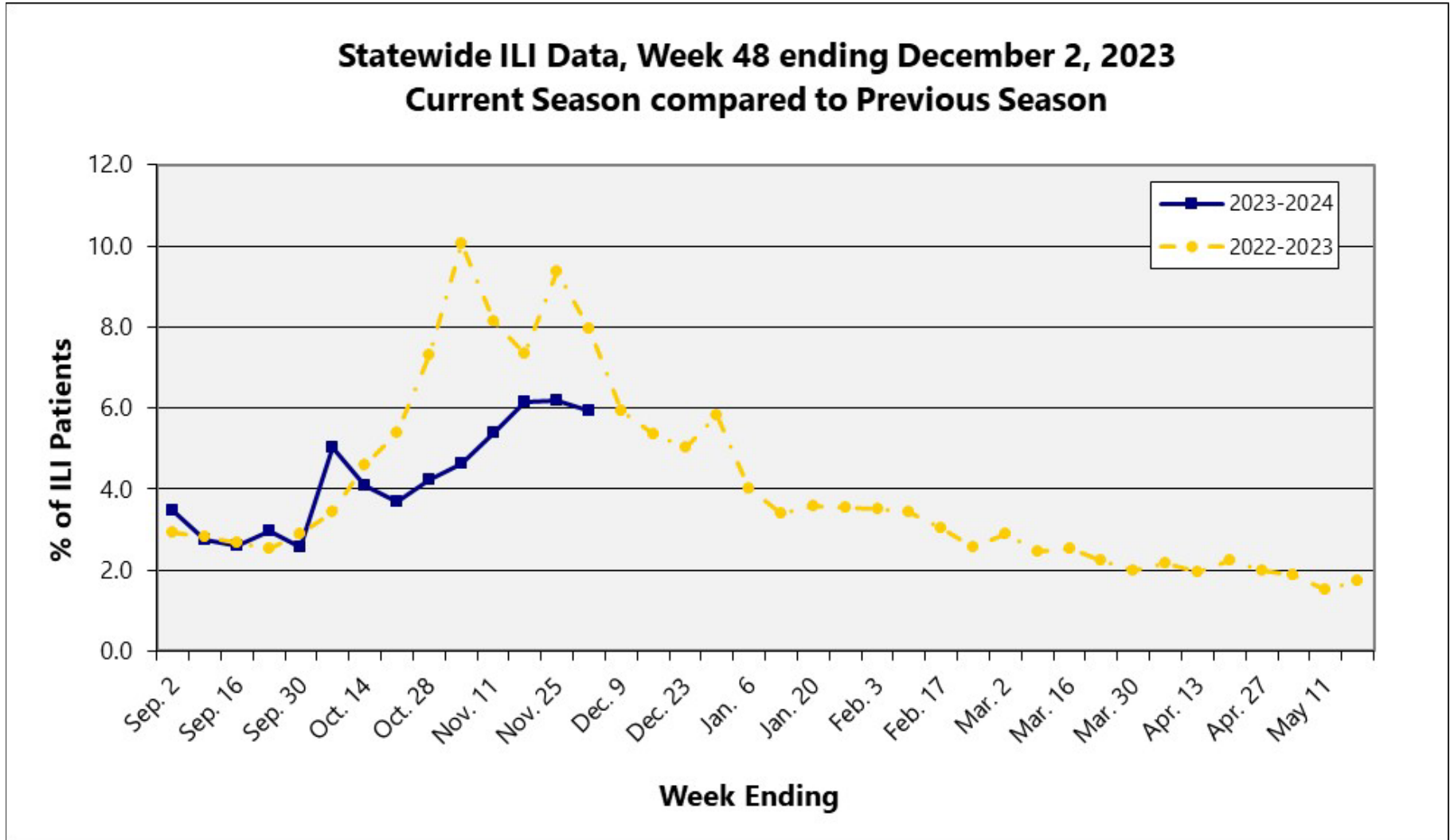


Figure 2

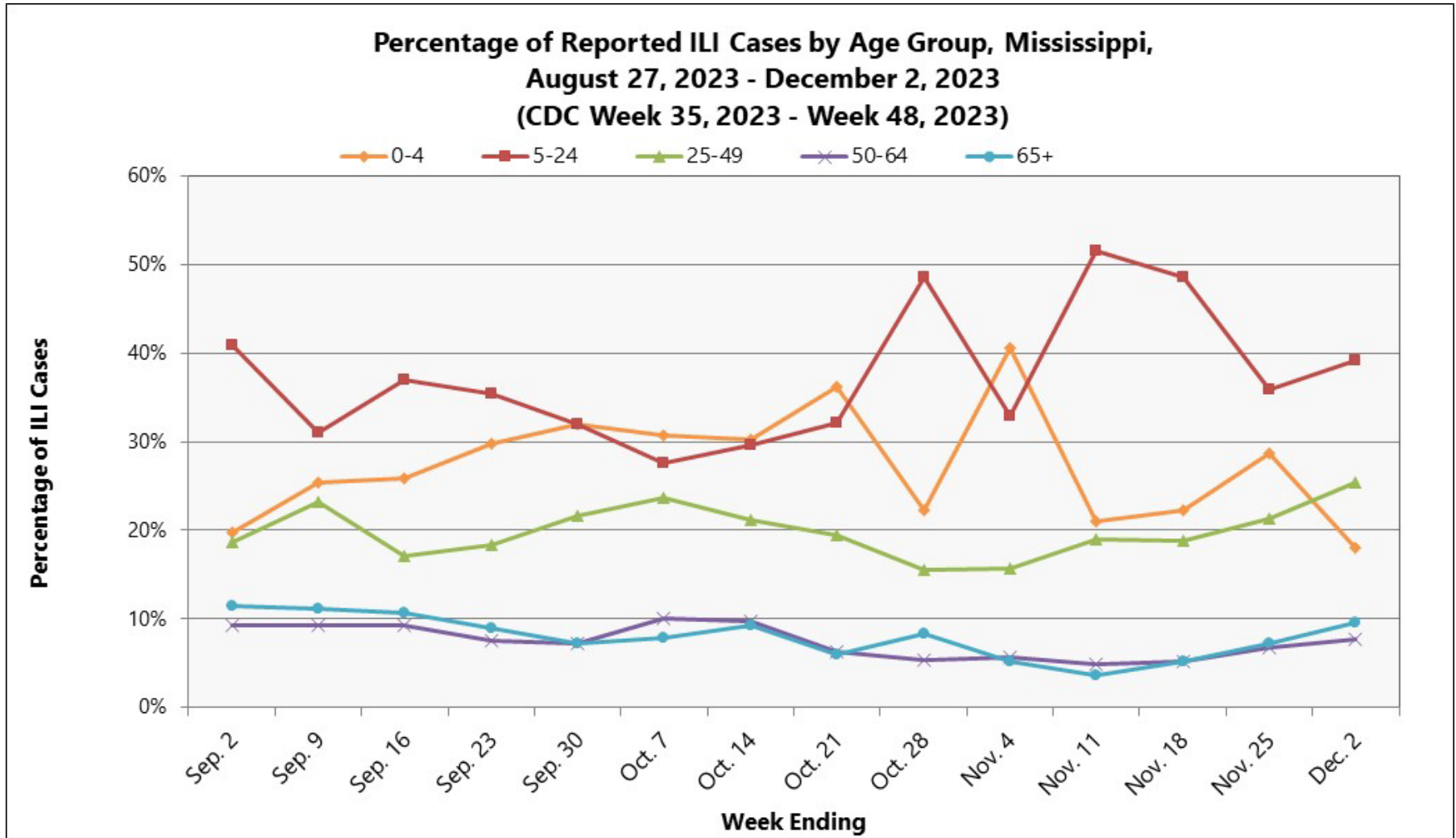


Figure 3

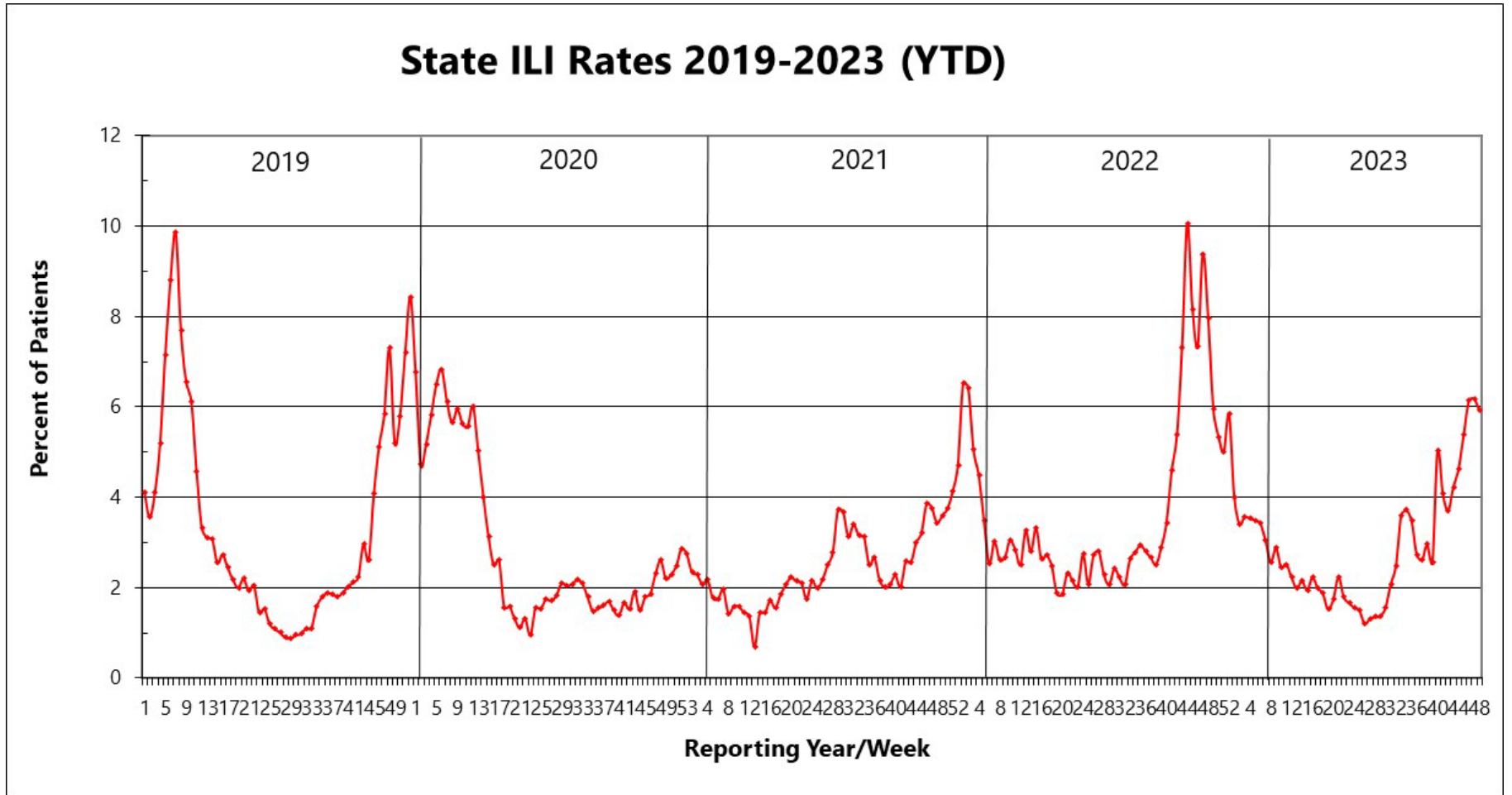


Figure 4

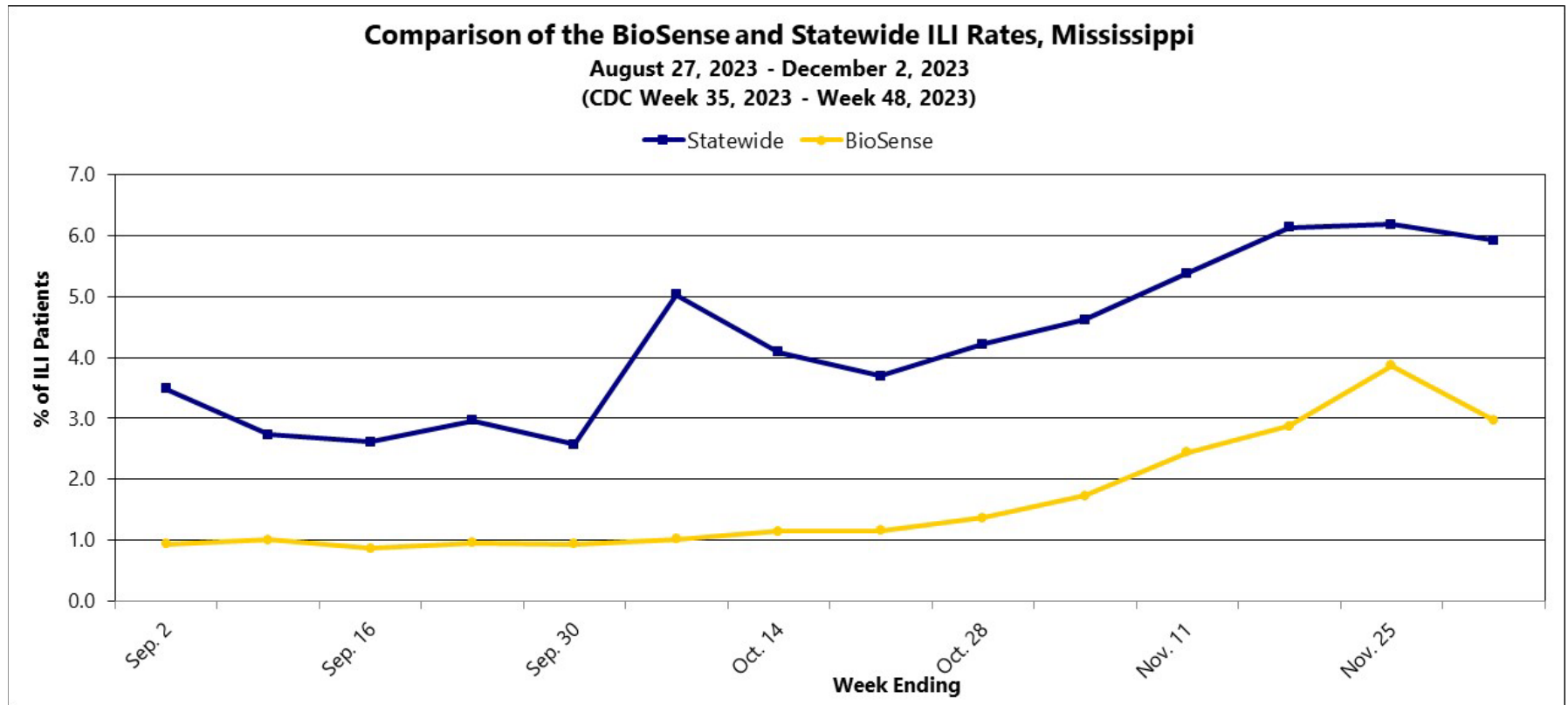


Figure 5

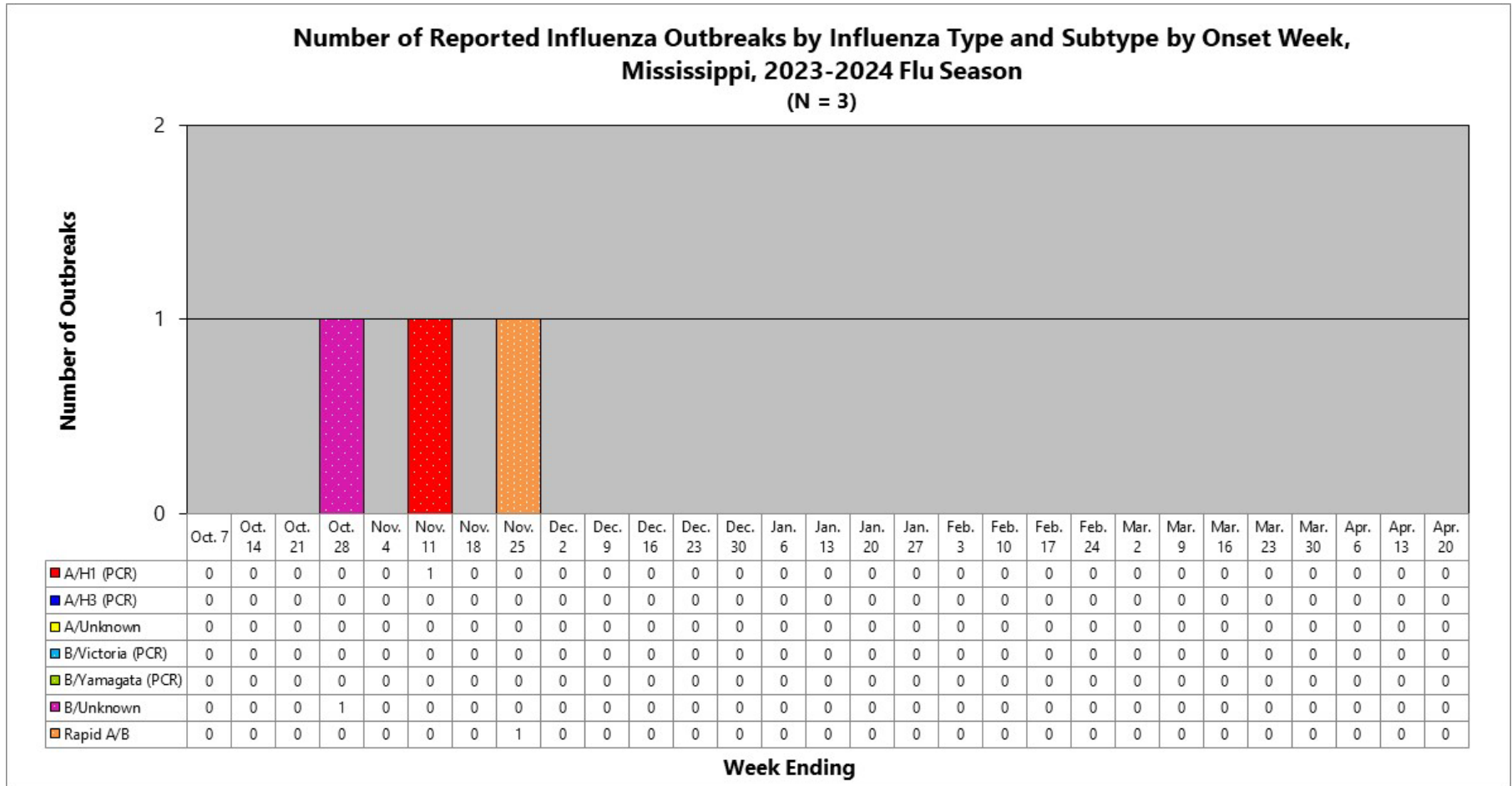


Figure 6

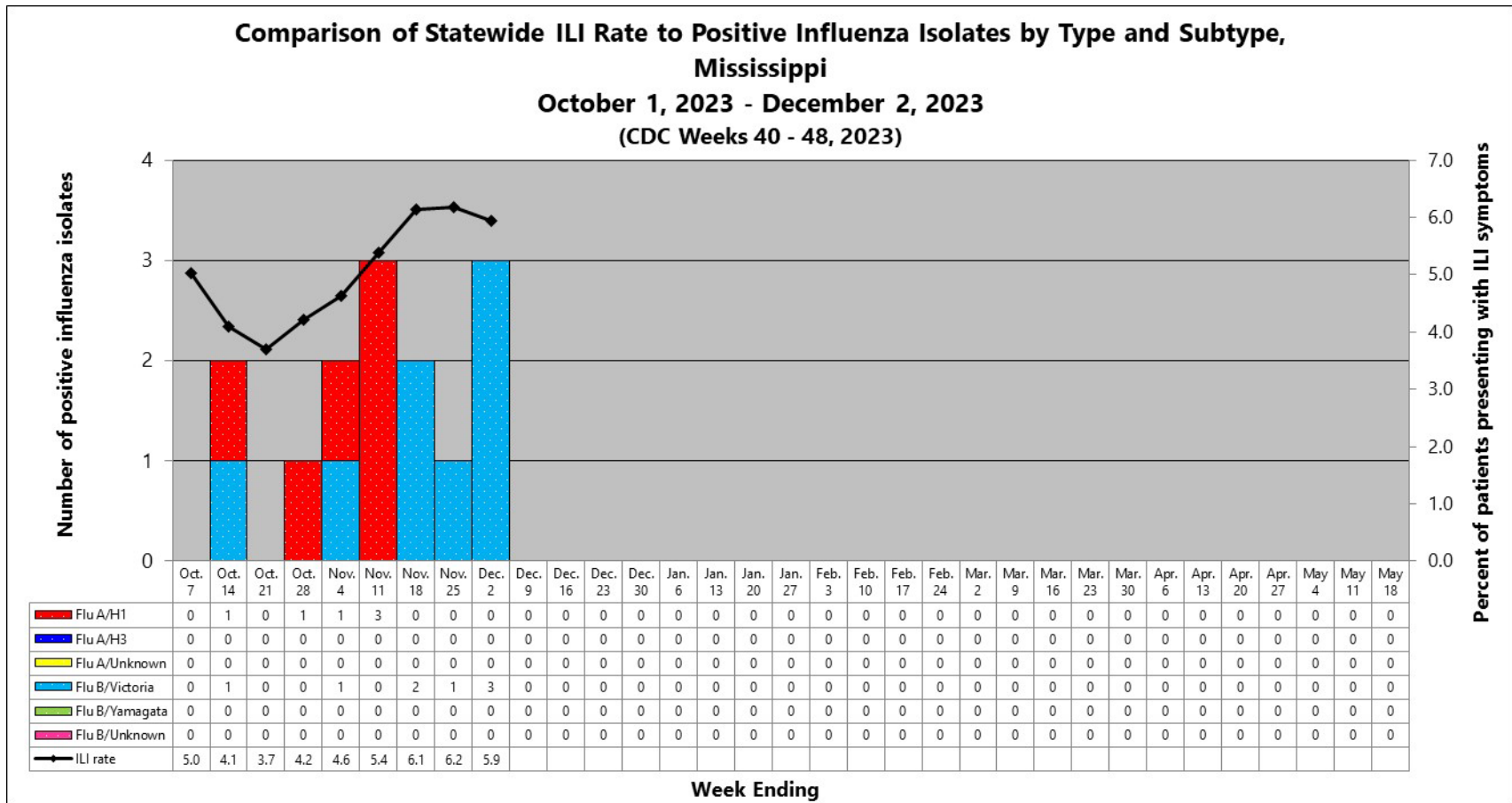


Figure 7

